

# Suburb Profile Report



## Unley SA 5061

Prepared on: 09 August 2019

Prepared by: Christos Raptis

Phone: 0407 836 954

Email: [christos@raptisrealestate.com.au](mailto:christos@raptisrealestate.com.au)

## UNLEY


**2.6km**

Distance from GPO


**4.0k**

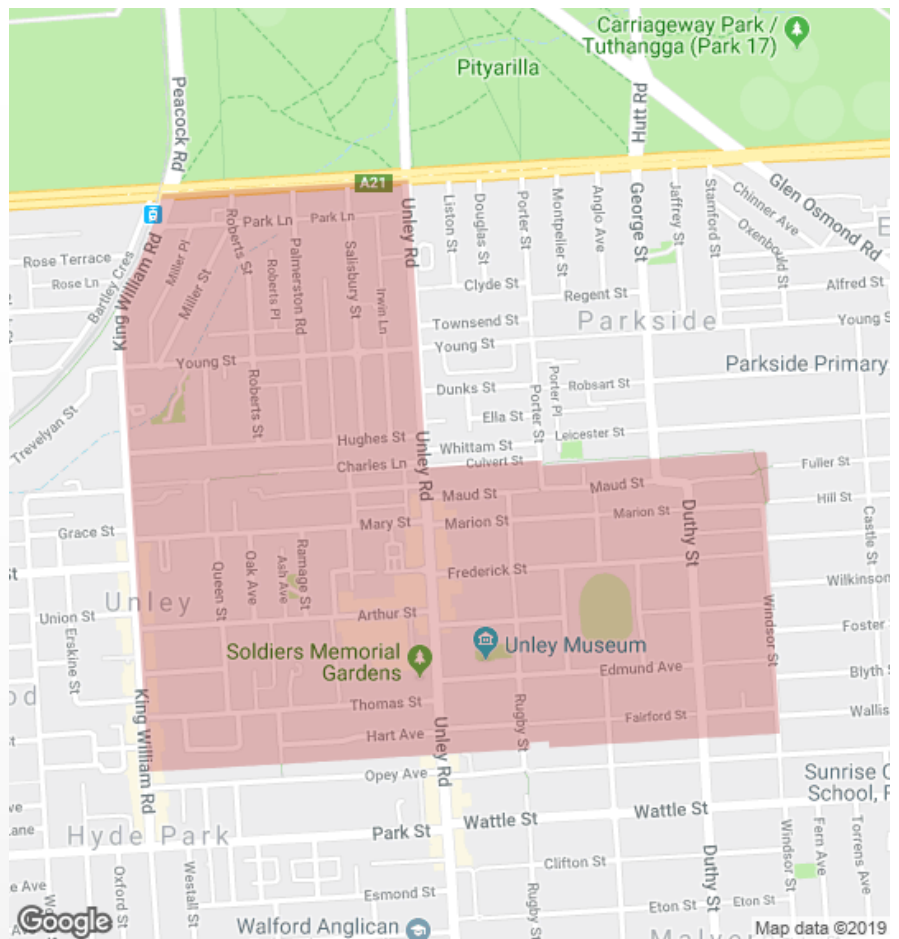
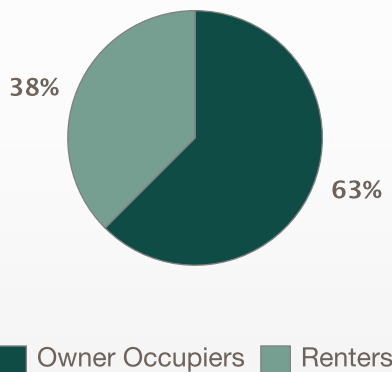
Population

**↑2.7%**

5 year population change


**9 years**

Average length of ownership



The size of Unley is approximately 1.5 square kilometres. It has 4 parks covering nearly 3.5% of total area. The population of Unley in 2011 was 3,889 people. By 2016 the population was 3,994 showing a population growth of 2.7% in the area during that time. The predominant age group in Unley is 20-29 years. Households in Unley are primarily childless couples and are likely to be repaying over \$4000 per month on mortgage repayments. In general, people in Unley work in a professional occupation. In 2011, 60.4% of the homes in Unley were owner-occupied compared with 61.4% in 2016. Currently the median sales price of houses in the area is \$990,000.



Total dwellings



Total new listings\*



Median Value



Total number currently listed


**1,227**
**70**
**\$948,333**
**6**

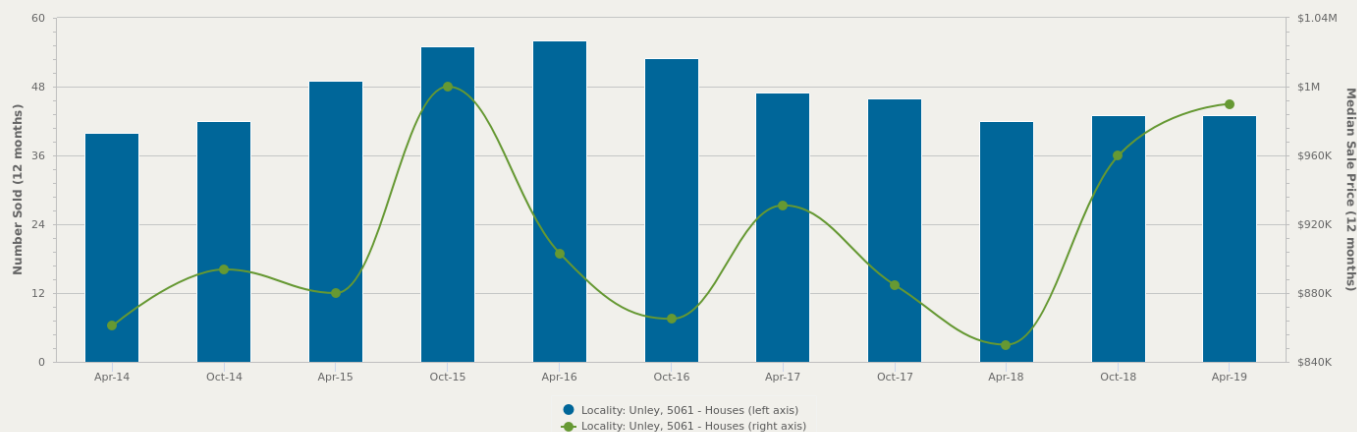
**646**
**45**
**\$411,064**
**16**

\*Total number of unique properties listed for sale over the past 12 months.

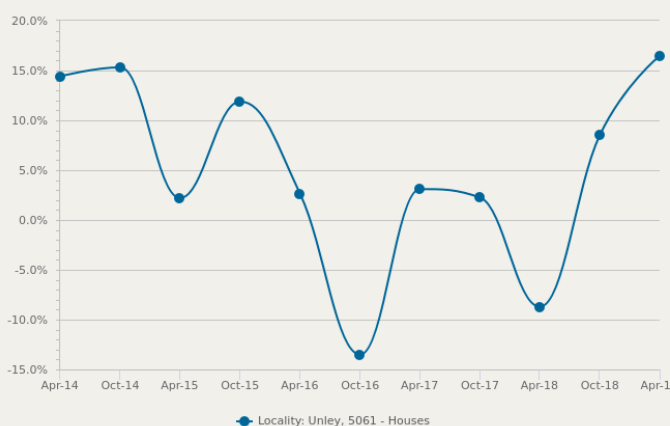


## HOUSES: FOR SALE

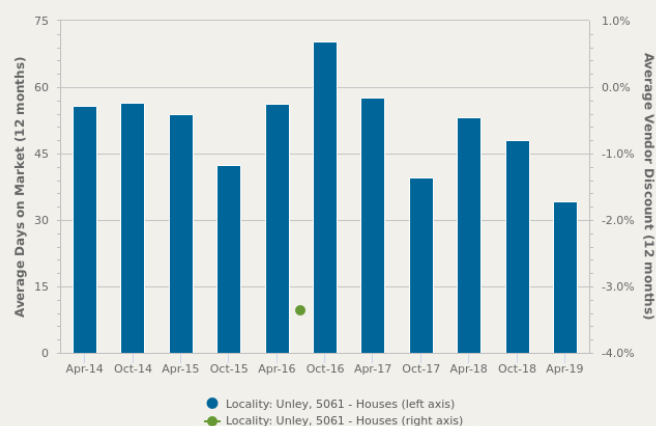
Number Sold vs. Median Sale Price



Change in Median Price



Average Days on Market vs. Average Vendor Discount



\$\$\$

Upper Quartile Price\*

**\$1,280,625**

The 75th percentile sale price of sales over the past 12 months within the suburb.

\$\$

Median Price\*

**\$990,000**

The middle sale price of all transactions recorded over the past 12 months within the suburb. Note that sale prices lower than \$10,000 and higher than \$80,000,000 are excluded from the analysis.

\$

Lower Quartile Price\*

**\$856,625**

The 25th percentile sale price of sales over the past 12 months within the suburb.

\*Statistics are calculated over a rolling 12 month period





## HOUSES: MARKET ACTIVITY SNAPSHOT

### ON THE MARKET



BEDROOMS



### RECENTLY SOLD



#### 3/7 Tyne Place Unley SA 5061

Listed on 26 Jul 2019  
**\$580,000 - \$630,000**



#### 4/56 Charles Street Unley SA 5061

Sold on 04 Jul 2019  
**Not Disclosed**



BEDROOMS



#### 75 Maud Street Unley SA 5061

Listed on 08 Aug 2019  
**690,000 to 740,000**




#### 34 Miller Street Unley SA 5061

Listed on 07 Aug 2019  
**\$995K**



#### 47 Fairford Street Unley SA 5061

Sold on 30 Jul 2019  
**\$1,690,000**



#### 43 Hughes Street Unley SA 5061

Sold on 23 May 2019  
**\$0**



BEDROOMS



#### 9 Palmerston Road Unley SA 5061

Listed on 07 Aug 2019  
**\$880k-\$920k**




#### 30 Fairford Street Unley SA 5061

Listed on 02 Aug 2019  
**\$1.8-1.9m**



#### 53 Arthur Street Unley SA 5061

Sold on 29 Jul 2019  
**\$0**



#### 2 Cleland Avenue Unley SA 5061

Sold on 21 Jun 2019  
**\$850,000**



= number of houses currently On the Market or Sold within the last 6 months

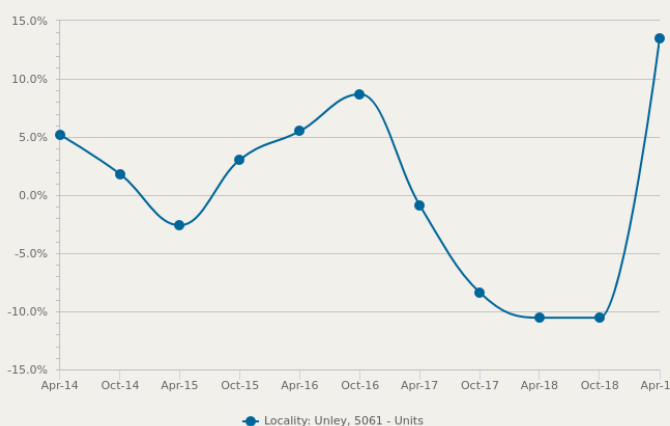


## UNITS: FOR SALE

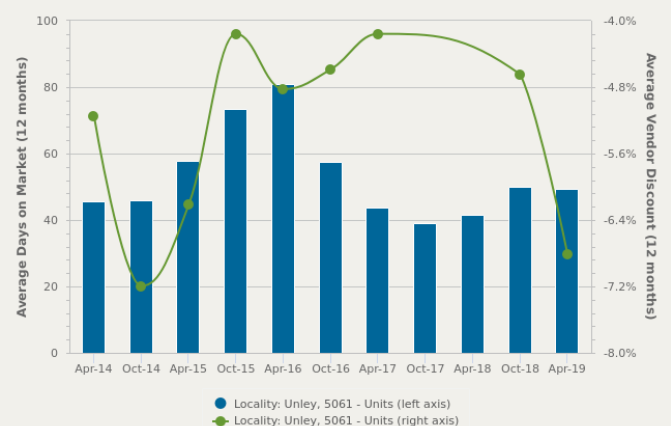
Number Sold vs. Median Sale Price



Change in Median Price



Average Days on Market vs. Average Vendor Discount



\$\$\$

Upper Quartile Price\*

**\$537,500**

The 75th percentile sale price of sales over the past 12 months within the suburb.

\$\$

Median Price\*

**\$442,500**

The middle sale price of all transactions recorded over the past 12 months within the suburb. Note that sale prices lower than \$10,000 and higher than \$80,000,000 are excluded from the analysis.

\$

Lower Quartile Price\*

**\$330,000**

The 25th percentile sale price of sales over the past 12 months within the suburb.

*\*Statistics are calculated over a rolling 12 month period*



## UNITS: MARKET ACTIVITY SNAPSHOT

### ON THE MARKET



1  
BEDROOMS

### RECENTLY SOLD



2




**5/20 Mornington Road Unley SA 5061**

Listed on 06 Aug 2019  
**\$225,000 - \$245,000**



**6/39 Roberts Street Unley SA 5061**

Sold on 29 Jul 2019  
**\$245,000**



**6/9 Killicoat Street Unley SA 5061**

Sold on 12 Mar 2019  
**\$240,000**



2  
BEDROOMS



16



**1/59 George Street Unley SA 5061**

Listed on 07 Aug 2019  
**(\$495,000)**




**10/241 Young Street Unley SA 5061**

Listed on 05 Aug 2019  
**\$289K - \$299K**



**35/53 King William Road Unley SA 5061**

Sold on 05 Aug 2019  
**\$270,000\***



**10/23 Frederick Street Unley SA 5061**


Sold on 24 Jul 2019  
**\$450,000**



3  
BEDROOMS




6



**210/246 Unley Road Unley SA 5061**

Listed on 02 Aug 2019  
**\$1,190,000**




**602/246 Unley Road Unley SA 5061**

Listed on 02 Aug 2019  
**\$1,525,000**



**2/25B Queen Street Unley SA 5061**

Sold on 29 Jul 2019  
**\$820,000**



**7/86A Charles Street Unley SA 5061**

Sold on 24 Jul 2019  
**\$710,000**

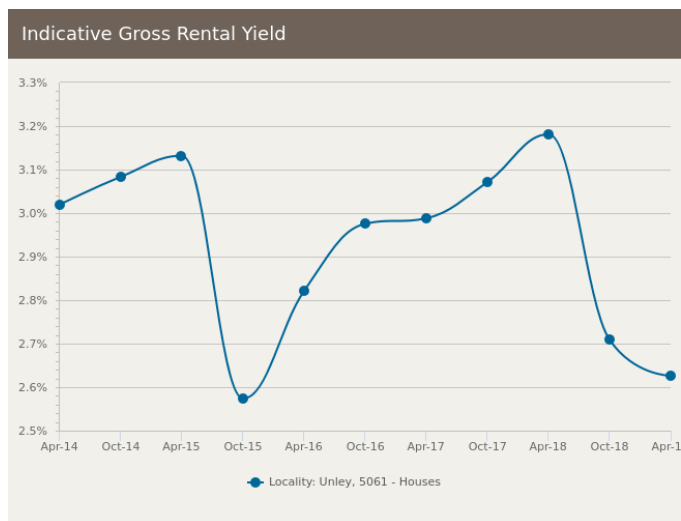
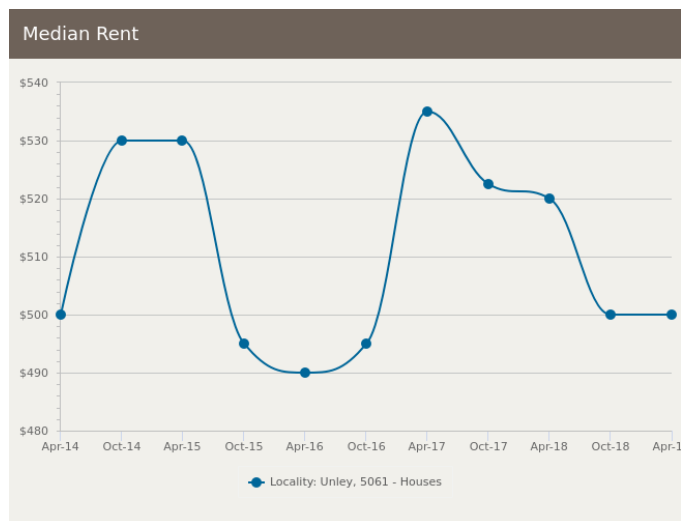


= number of units currently On the Market or Sold within the last 6 months

\*Agent advised



## HOUSES: FOR RENT



## HOUSES: RENTAL ACTIVITY SNAPSHOT

FOR RENT

 0

 2  
BEDROOMS

There are no 2 bedroom Houses for rent in this suburb

 4

 3  
BEDROOMS



**77 Salisbury Street Unley SA 5061**

Listed on 06 Aug 2019  
\$385/W

 3

 1

 398m<sup>2</sup>



**73 Maud Street Unley SA 5061**

Listed on 05 Aug 2019  
\$450/W


 1

 1

 310m<sup>2</sup>

 2

 4  
BEDROOMS



**56A Maud Street Unley SA 5061**

Listed on 07 Aug 2019  
\$690/W

 3

 3

 318m<sup>2</sup>



**6 Ramage Street Unley SA 5061**

Listed on 16 Jul 2019  
\$430/W

 3

 1

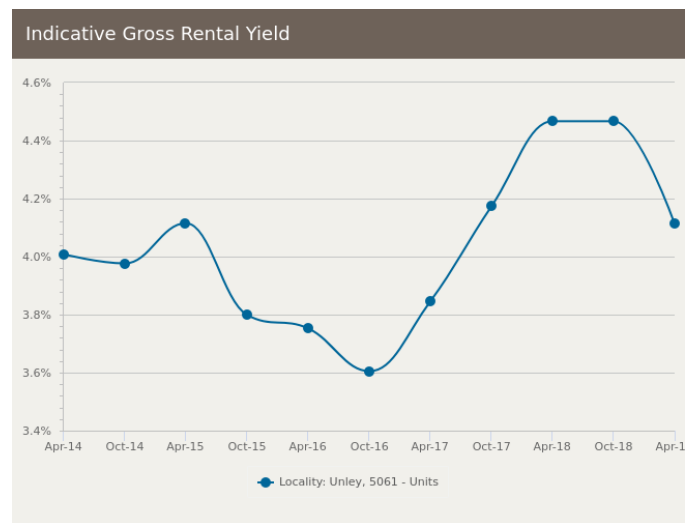
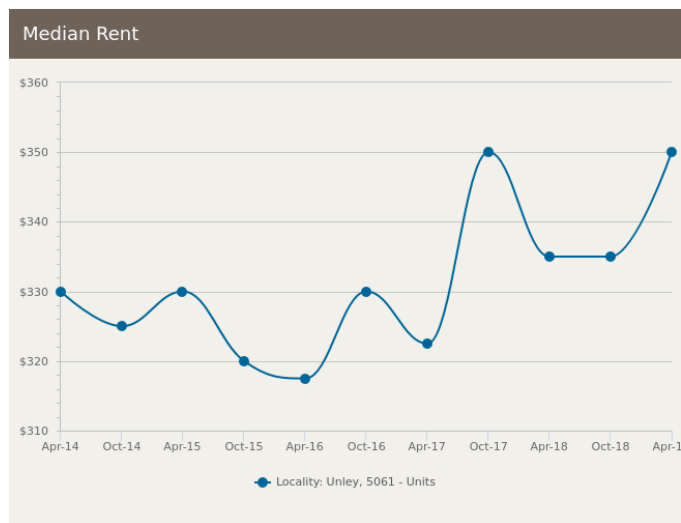
 554m<sup>2</sup>



= number of houses observed as On the Market for Rent within the last month



## UNITS: FOR RENT




## UNITS: RENTAL ACTIVITY SNAPSHOT

### FOR RENT

 **2**

 **1**  
BEDROOMS



**5/131 Greenhill Road Unley SA 5061**

Listed on 08 Aug 2019  
\$280/W




**6/39 Roberts Street Unley SA 5061**

Listed on 01 Aug 2019  
\$290/W



 **8**

 **2**  
BEDROOMS



**10/58 Charles Street Unley SA 5061**

Listed on 06 Aug 2019  
\$500/W



**5/241 Young Street Unley SA 5061**

Listed on 01 Aug 2019  
\$325/W



 **2**

 **3**  
BEDROOMS



**7/17 Mary Street Unley SA 5061**

Listed on 01 Aug 2019  
\$440/W



**32A Hughes Street Unley SA 5061**

Listed on 26 Jul 2019  
\$490/W



= number of units observed as On the Market for Rent within the last month



## ► DISCLAIMER

### CoreLogic Disclaimer

Whilst all reasonable effort is made to ensure the information in this publication is current, CoreLogic does not warrant the accuracy or completeness of the data and information contained in this publication and to the full extent not prohibited by law excludes all for any loss or damage arising in connection with the data and information contained in this publication.

The listing prices shown represent the first and last listing price CoreLogic recorded in the advertising campaign for the property. In some instances we may have derived the price from the advertisement text. Where we have been unable to derive the price from the advertisement text (for example "Auctions"), the discount calculations will be unavailable.

Census statistics are provided by the Australian Bureau of Statistics (ABS) available at <http://www.abs.gov.au/> under Creative Commons Attribution 2.5 (<http://creativecommons.org/licenses/by/2.5/au/legalcode>).

### State Government Copyright Notice and Disclaimer

SA - © 2019 Copyright in this information belongs to the South Australian Government and the South Australian Government does not accept any responsibility for the accuracy or completeness of the information or its suitability for purpose.

### Publisher

RP Data Pty Ltd trading as CoreLogic Asia Pacific  
ABN 67 087 759 171  
P: 1300 734 318  
E: [support@corelogic.com.au](mailto:support@corelogic.com.au)