

# Suburb Profile Report



## Unley Park SA 5061

Prepared on: 09 August 2019

Prepared by: Christos Raptis

Phone: 0407 836 954

Email: [christos@raptisrealestate.com.au](mailto:christos@raptisrealestate.com.au)



CoreLogic®

## UNLEY PARK


**4.0km**

Distance from GPO


**1.4k**

Population

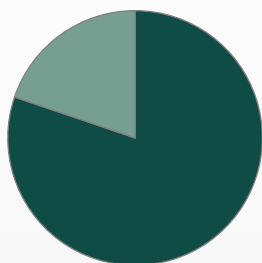
**2.9%**

5 year population change


**14 years**

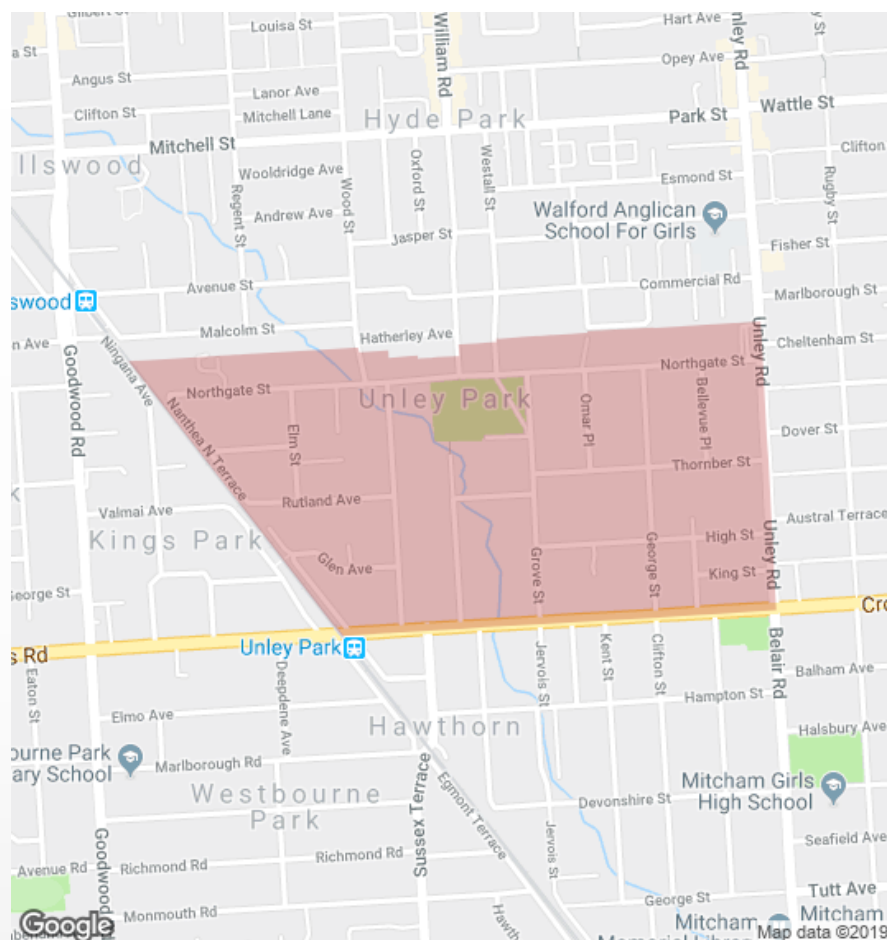
Average length of ownership

20%



80%

Owner Occupiers Renters



The size of Unley Park is approximately 0.9 square kilometres. It has 2 parks covering nearly 4.7% of total area. The population of Unley Park in 2011 was 1,402 people. By 2016 the population was 1,442 showing a population growth of 2.9% in the area during that time. The predominant age group in Unley Park is 50-59 years. Households in Unley Park are primarily couples with children and are likely to be repaying over \$4000 per month on mortgage repayments. In general, people in Unley Park work in a professional occupation. In 2011, 76.9% of the homes in Unley Park were owner-occupied compared with 77.4% in 2016. Currently the median sales price of houses in the area is \$1,595,000.



Total dwellings



Total new listings\*



Median Value

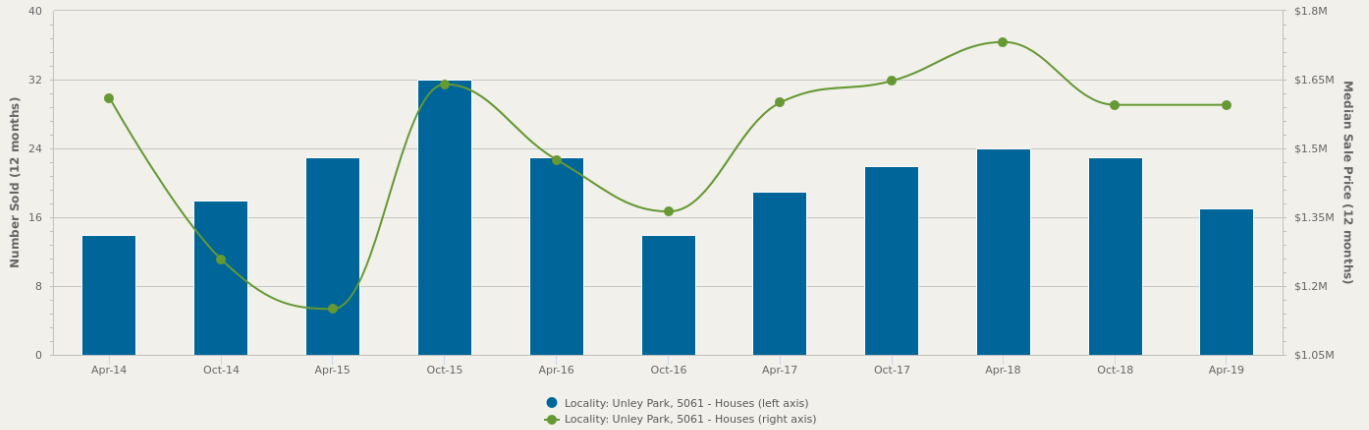
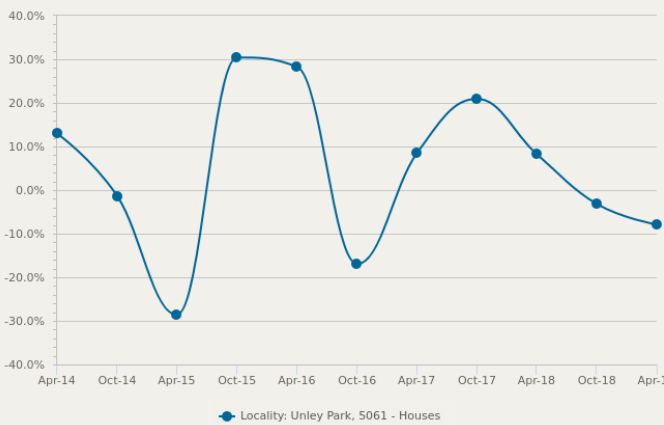
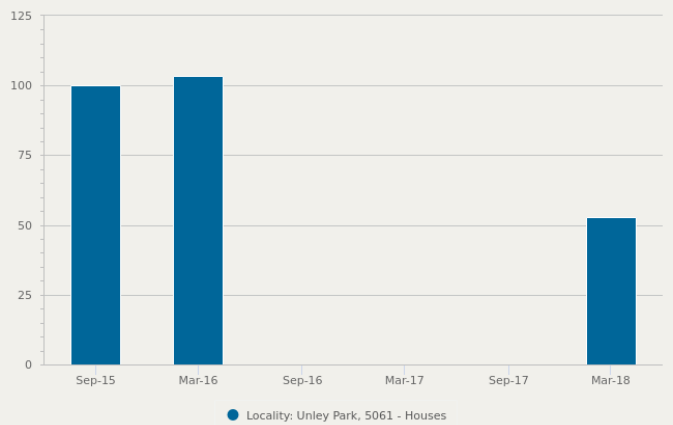


Total number currently listed


**479**
**29**
**\$1,462,541**
**4**

**141**
**9**
**\$374,889**
**5**

\*Total number of unique properties listed for sale over the past 12 months.


**HOUSES: FOR SALE**
**Number Sold vs. Median Sale Price**

**Change in Median Price**

**Average Days on Market vs. Average Vendor Discount**

**\$\$\$**

Upper Quartile Price\*

**\$2,245,000**

The 75th percentile sale price of sales over the past 12 months within the suburb.

**\$\$**

Median Price\*

**\$1,595,000**

The middle sale price of all transactions recorded over the past 12 months within the suburb. Note that sale prices lower than \$10,000 and higher than \$80,000,000 are excluded from the analysis.

**\$**

Lower Quartile Price\*

**\$1,310,000**

The 25th percentile sale price of sales over the past 12 months within the suburb.

\*Statistics are calculated over a rolling 12 month period




**HOUSES: MARKET ACTIVITY SNAPSHOT**
**ON THE MARKET**
**RECENTLY SOLD**
 **0**
 **2**  
**BEDROOMS**
 **0**

There are no 2 bedroom Houses on the market in this suburb

There are no recently sold 2 bedroom Houses in this suburb

 **1**
 **3**  
**BEDROOMS**
 **2**

**239 King William Road Unley Park SA 5061**


 Listed on 31 Jul 2019  
**\$690K - \$740K**

**196 Cross Road Unley Park SA 5061**

 Sold on 16 Jul 2019  
**Not Disclosed**


**19 George Street Unley Park SA 5061**

 Sold on 05 Apr 2019  
**\$3,650,000**

 **2**
 **4**  
**BEDROOMS**
 **11**

**19 Rutland Avenue Unley Park SA 5061**

 Listed on 06 Aug 2019  
**\$980K - \$1.078M**

**7 View Street Unley Park SA 5061**

 Sold on 06 Jul 2019  
**Not Disclosed**

**28 Thornber Street Unley Park SA 5061**

 Listed on 05 Aug 2019  
**EOI Closing Thursday 29th August at 1pm (USP)**

**62 Northgate Street Unley Park SA 5061**

 Sold on 02 Jul 2019  
**\$1,550,000**


= number of houses currently On the Market or Sold within the last 6 months


**UNITS: FOR SALE**
**Number Sold vs. Median Sale Price**

**\$\$\$**

Upper Quartile Price\*

**\$457,437**

The 75th percentile sale price of sales over the past 12 months within the suburb.

**\$\$**

Median Price\*

**\$412,500**

The middle sale price of all transactions recorded over the past 12 months within the suburb. Note that sale prices lower than \$10,000 and higher than \$80,000,000 are excluded from the analysis.

**\$**

Lower Quartile Price\*

**\$365,000**

The 25th percentile sale price of sales over the past 12 months within the suburb.

*\*Statistics are calculated over a rolling 12 month period*



## UNITS: MARKET ACTIVITY SNAPSHOT


### ON THE MARKET

**1**

**1**  
BEDROOMS

### RECENTLY SOLD





**0**

 <p><b>5/37 Thornber Street Unley Park SA 5061</b></p> <p>Listed on 02 Aug 2019 \$295,000 to \$320,000</p> <div style="display: flex; flex-direction: column; align-items: flex-end;"> <div></div> <div></div> <div></div> </div>	<p>There are no recently sold 1 bedroom Units in this suburb</p>
--	--

**2**

**2**  
BEDROOMS



**3**

 <p><b>2/5 View Street Unley Park SA 5061</b></p> <p>Listed on 26 Jul 2019 \$359,000 - \$379,000</p> <div style="display: flex; flex-direction: column; align-items: flex-end;"> <div></div> <div></div> <div></div> <div></div> </div>	 <p><b>4/30 Thornber Street Unley Park SA 5061</b></p> <p>Sold on 06 May 2019 \$400,000</p> <div style="display: flex; flex-direction: column; align-items: flex-end;"> <div></div> <div></div> <div></div> <div></div> </div>
 <p><b>6/30 Thornber Street Unley Park SA 5061</b></p> <p>Listed on 23 Jun 2019 \$380,000</p> <div style="display: flex; flex-direction: column; align-items: flex-end;"> <div></div> <div></div> <div></div> <div></div> </div>	 <p><b>2/37 Thornber Street Unley Park SA 5061</b></p> <p>Sold on 28 Mar 2019 \$480,000*</p> <div style="display: flex; flex-direction: column; align-items: flex-end;"> <div></div> <div></div> <div></div> </div>

**1**

**3**  
BEDROOMS

**1**

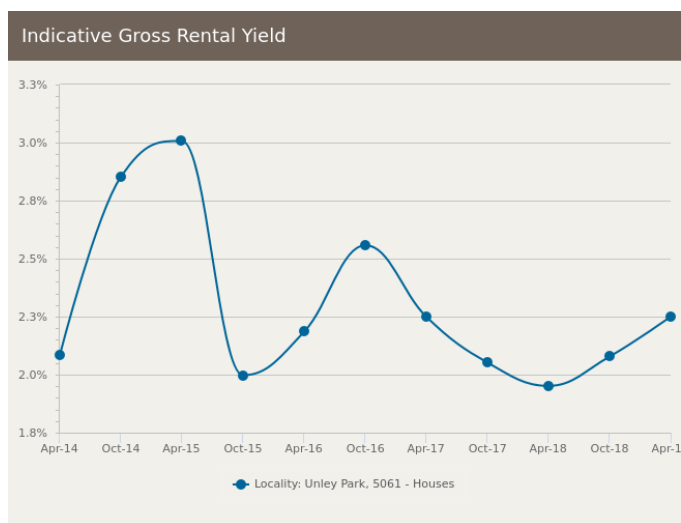
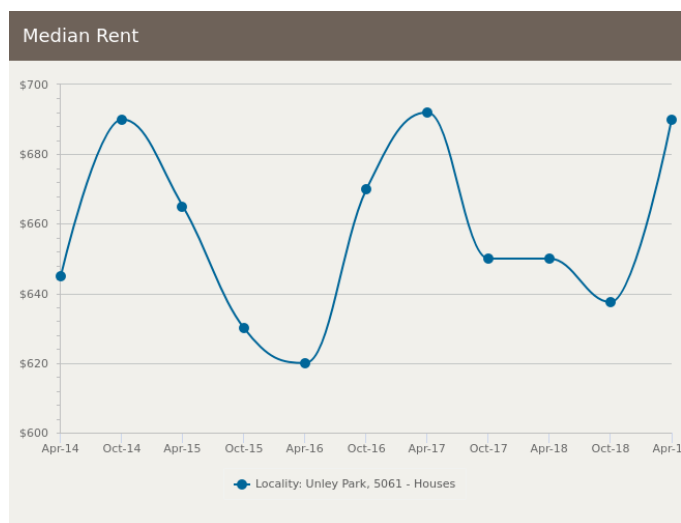
 <p><b>2/392-394 Unley Road Unley Park SA 5061</b></p> <p>Listed on 12 Jun 2019 From \$788,000</p> <div style="display: flex; flex-direction: column; align-items: flex-end;"> <div></div> <div></div> <div></div> </div>	 <p><b>1/50 Northgate Street Unley Park SA 5061</b></p> <p>Sold on 04 Mar 2019 \$640,000</p> <div style="display: flex; flex-direction: column; align-items: flex-end;"> <div></div> <div></div> <div></div> </div>
--	---



= number of units currently On the Market or Sold within the last 6 months

\*Agent advised

## HOUSES: FOR RENT



## HOUSES: RENTAL ACTIVITY SNAPSHOT

FOR RENT

0

2  
BEDROOMS

There are no 2 bedroom Houses for rent in this suburb

1

3  
BEDROOMS

**13 Northgate Street Unley Park SA 5061**  
Listed on 11 Jul 2019  
\$590/W

- 2
- 2
- 468m<sup>2</sup>

0

4  
BEDROOMS

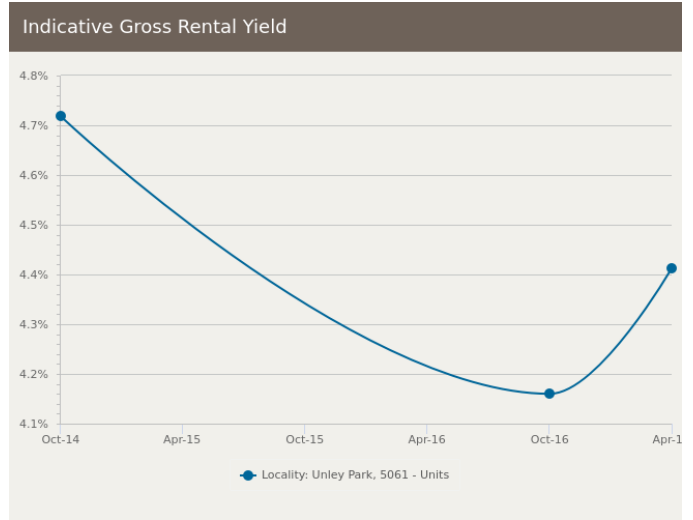
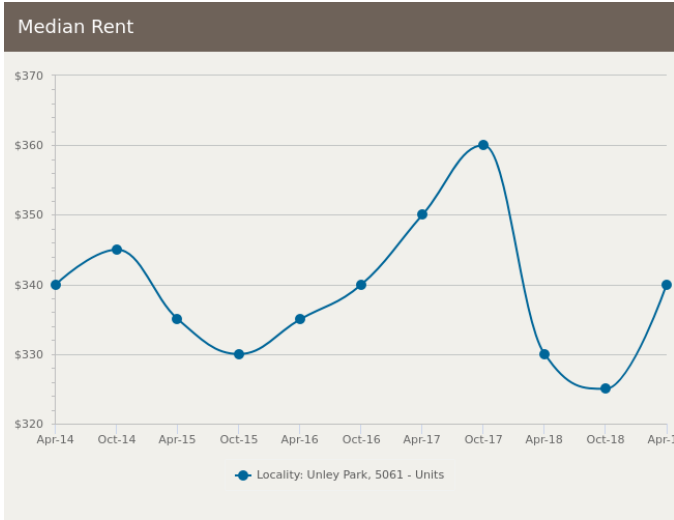
There are no 4 bedroom Houses for rent in this suburb



= number of houses observed as On the Market for Rent within the last month



## UNITS: FOR RENT



## UNITS: RENTAL ACTIVITY SNAPSHOT

FOR RENT


0

1  
BEDROOMS

There are no 1 bedroom Units for rent in this suburb

1

2  
BEDROOMS



**8/12 King Street Unley Park SA 5061**

Listed on 31 Jul 2019  
\$335/W


1

1

12m<sup>2</sup>

1

3  
BEDROOMS



**3/17 Greer Street Unley Park SA 5061**

Listed on 22 Jul 2019  
\$440/W

1

1

337m<sup>2</sup>



= number of units observed as On the Market for Rent within the last month



## ▶ DISCLAIMER

### CoreLogic Disclaimer

Whilst all reasonable effort is made to ensure the information in this publication is current, CoreLogic does not warrant the accuracy or completeness of the data and information contained in this publication and to the full extent not prohibited by law excludes all for any loss or damage arising in connection with the data and information contained in this publication.

The listing prices shown represent the first and last listing price CoreLogic recorded in the advertising campaign for the property. In some instances we may have derived the price from the advertisement text. Where we have been unable to derive the price from the advertisement text (for example "Auctions"), the discount calculations will be unavailable.

Census statistics are provided by the Australian Bureau of Statistics (ABS) available at <http://www.abs.gov.au/> under Creative Commons Attribution 2.5 (<http://creativecommons.org/licenses/by/2.5/au/legalcode>).

### State Government Copyright Notice and Disclaimer

SA - © 2019 Copyright in this information belongs to the South Australian Government and the South Australian Government does not accept any responsibility for the accuracy or completeness of the information or its suitability for purpose.

### Publisher

RP Data Pty Ltd trading as CoreLogic Asia Pacific  
ABN 67 087 759 171  
P: 1300 734 318  
E: [support@corelogic.com.au](mailto:support@corelogic.com.au)