

Suburb Profile Report



Parkside SA 5063

Prepared on: 09 August 2019

Prepared by: Christos Raptis

Phone: 0407 836 954

Email: christos@raptisrealestate.com.au

PARKSIDE


2.7km

Distance from GPO


4.8k

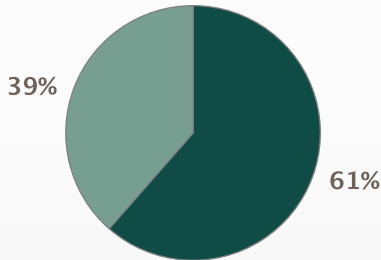
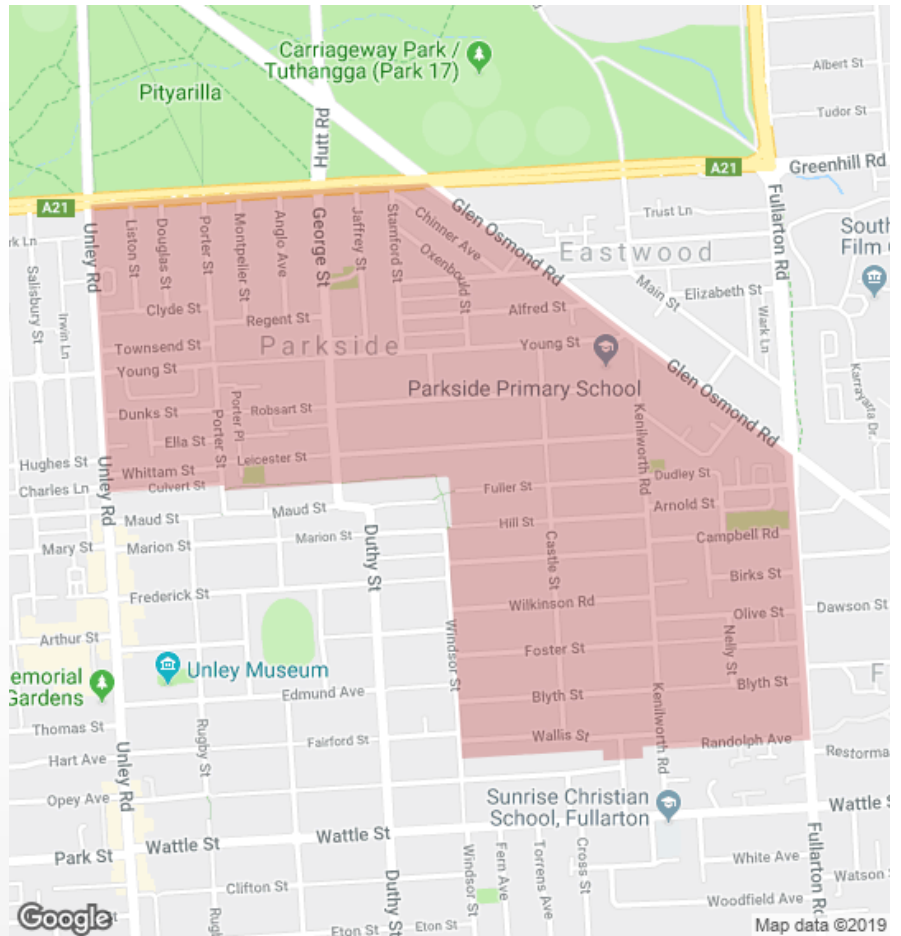
Population

↑3.8%

5 year population change


10 years

Average length of ownership


 Owner Occupiers
 Renters


The size of Parkside is approximately 1.4 square kilometres. It has 4 parks covering nearly 1% of total area. The population of Parkside in 2011 was 4,633 people. By 2016 the population was 4,808 showing a population growth of 3.8% in the area during that time. The predominant age group in Parkside is 30-39 years. Households in Parkside are primarily childless couples and are likely to be repaying \$1800 - \$2399 per month on mortgage repayments. In general, people in Parkside work in a professional occupation. In 2011, 60.2% of the homes in Parkside were owner-occupied compared with 59.6% in 2016. Currently the median sales price of houses in the area is \$797,000.



Total dwellings



Total new listings*



Median Value

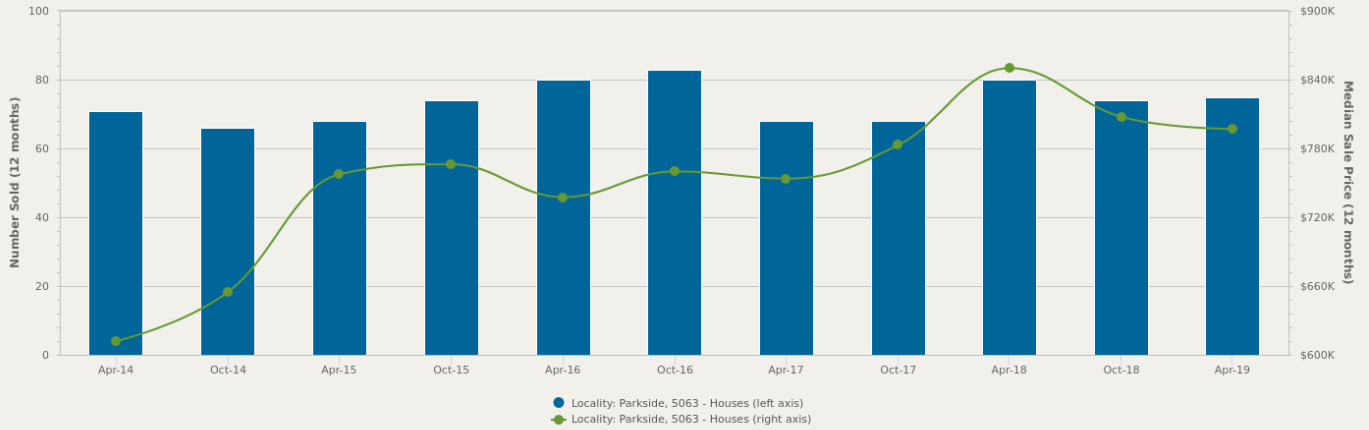


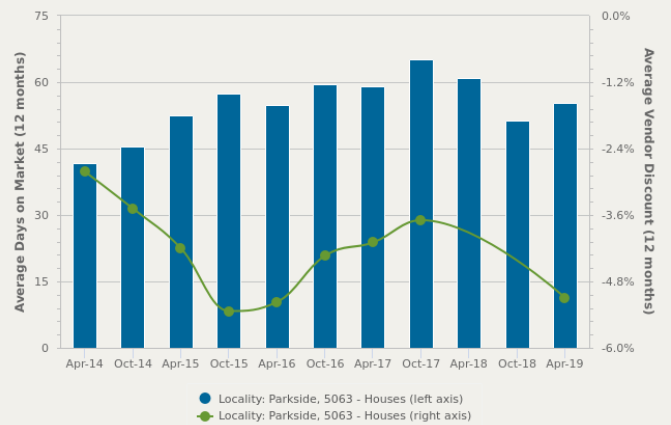
Total number currently listed


1,625
81
\$845,758
7

619
31
\$398,426
6

*Total number of unique properties listed for sale over the past 12 months.


HOUSES: FOR SALE
Number Sold vs. Median Sale Price

Change in Median Price

Average Days on Market vs. Average Vendor Discount

\$\$\$

Upper Quartile Price*

\$980,750

The 75th percentile sale price of sales over the past 12 months within the suburb.

\$\$

Median Price*

\$797,000

The middle sale price of all transactions recorded over the past 12 months within the suburb. Note that sale prices lower than \$10,000 and higher than \$80,000,000 are excluded from the analysis.

\$





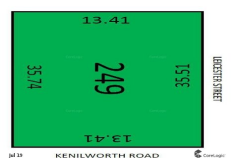











Lower Quartile Price*

\$663,000

















The 25th percentile sale price of sales over the past 12 months within the suburb.

*Statistics are calculated over a rolling 12 month period


















HOUSES: MARKET ACTIVITY SNAPSHOT
ON THE MARKET
 **2**
 **2**
BEDROOMS
RECENTLY SOLD
 **7**

| | |
|--|---|
|  <p>2 Clyde Street Parkside SA 5063 Listed on 07 Aug 2019 (\$675,000)</p> <p> 2  1  211m²</p> |  <p>46 Kenilworth Road Parkside SA 5063 Sold on 31 Jul 2019 \$671,000</p> <p> 1  1  478m²</p> |
|  <p>1/22 Jaffrey Street Parkside SA 5063 Listed on 26 Jul 2019 Contact Agent</p> <p> 2  1  257m²</p> |  <p>42 Foster Street Parkside SA 5063 Sold on 18 Jul 2019 Not Disclosed</p> <p> 1  1  422m²</p> |

 **2**
 **3**
BEDROOMS
 **28**

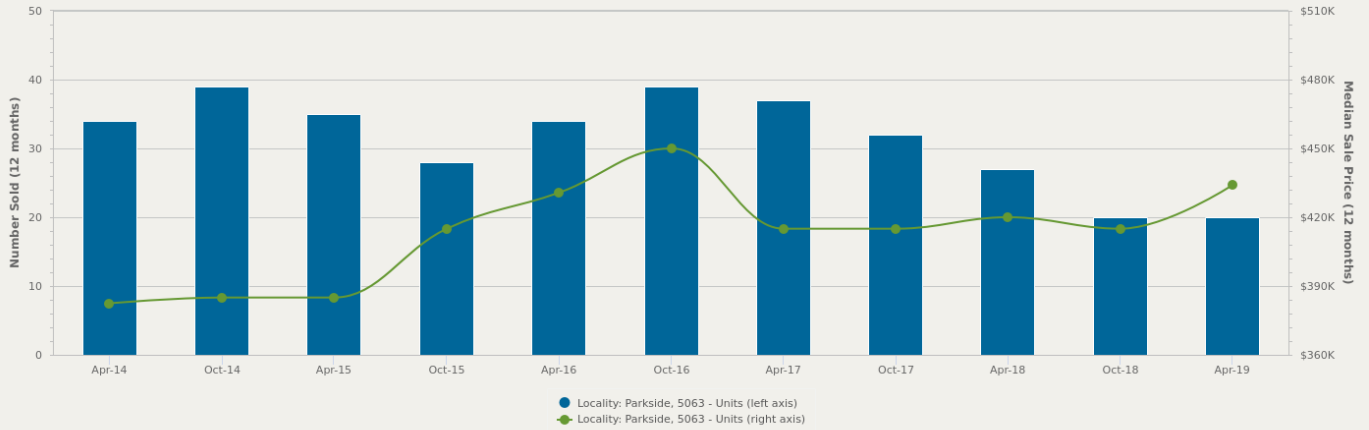
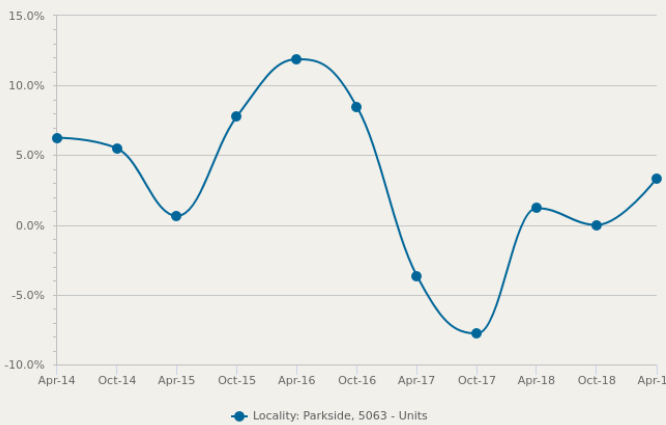
| | |
|---|--|
|  <p>1A Macklin Street Parkside SA 5063 Listed on 03 Aug 2019 GUIDE \$750,000 - \$800,000</p> <p> 1  2  282m²</p> |  <p>14 Blyth Street Parkside SA 5063 Sold on 29 Jul 2019 \$825,000</p> <p> 2  1  319m²</p> |
|  <p>128 Leicester Street Parkside SA 5063 Listed on 30 Jul 2019 \$960,000</p> <p> 3  1  543m²</p> |  <p>28A Hill Street Parkside SA 5063 Sold on 26 Jul 2019 \$660,000</p> <p> 1  1  306m²</p> |

 **2**
 **4**
BEDROOMS
 **8**

| | |
|---|---|
|  <p>122 Robsart Street Parkside SA 5063 Listed on 07 Aug 2019 \$750,000</p> <p> 2  3  380m²</p> |  <p>2 Arnold Street Parkside SA 5063 Sold on 28 Jun 2019 \$710,000</p> <p> 1  1  371m²</p> |
|  <p>16 Jaffrey Street Parkside SA 5063 Listed on 30 Jul 2019 \$950,000 - \$995,000</p> <p> 2  2  515m²</p> |  <p>48A Robsart Street Parkside SA 5063 Sold on 23 Jun 2019 Not Disclosed</p> <p> 2  2  473m²</p> |



= number of houses currently On the Market or Sold within the last 6 months


UNITS: FOR SALE
Number Sold vs. Median Sale Price

Change in Median Price

Average Days on Market vs. Average Vendor Discount

\$\$\$

Upper Quartile Price*

\$558,750

The 75th percentile sale price of sales over the past 12 months within the suburb.

\$\$

Median Price*

\$434,000

The middle sale price of all transactions recorded over the past 12 months within the suburb. Note that sale prices lower than \$10,000 and higher than \$80,000,000 are excluded from the analysis.

\$

Lower Quartile Price*

\$302,375

The 25th percentile sale price of sales over the past 12 months within the suburb.

**Statistics are calculated over a rolling 12 month period*



UNITS: MARKET ACTIVITY SNAPSHOT




ON THE MARKET

1

1
BEDROOMS

RECENTLY SOLD





4

| | |
|--|---|
|  <p>34B Blyth Street Parkside SA 5063 Listed on 03 Aug 2019 Not Disclosed</p> <p>1 Carport 1 Bath 526m²</p> |  <p>2/92 Robsart Street Parkside SA 5063 Sold on 02 Jul 2019 \$235,000</p> <p>2 Carport 1 Bath 79m²</p>  <p>16/333 Fullarton Road Parkside SA 5063 Sold on 24 Jun 2019 \$160,000</p> <p>1 Carport 1 Bath 12m²</p> |
|--|---|

4

2
BEDROOMS



11

| | |
|---|---|
|  <p>2/49 Kenilworth Road Parkside SA 5063 Listed on 07 Aug 2019 \$299,000 - \$325,000</p> <p>1 Carport 1 Bath 56m²</p>  <p>1/76 Leicester Street Parkside SA 5063 Listed on 31 Jul 2019 \$490k-\$535k</p> <p>1 Carport 1 Bath 173m²</p> |  <p>2/76 Leicester Street Parkside SA 5063 Sold on 23 Jul 2019 \$410,000*</p> <p>1 Carport 1 Bath 128m²</p>  <p>2/20 Stamford Street Parkside SA 5063 Sold on 20 Jun 2019 \$340,000</p> <p>1 Carport 1 Bath 116m²</p> |
|---|---|

0

3
BEDROOMS

5

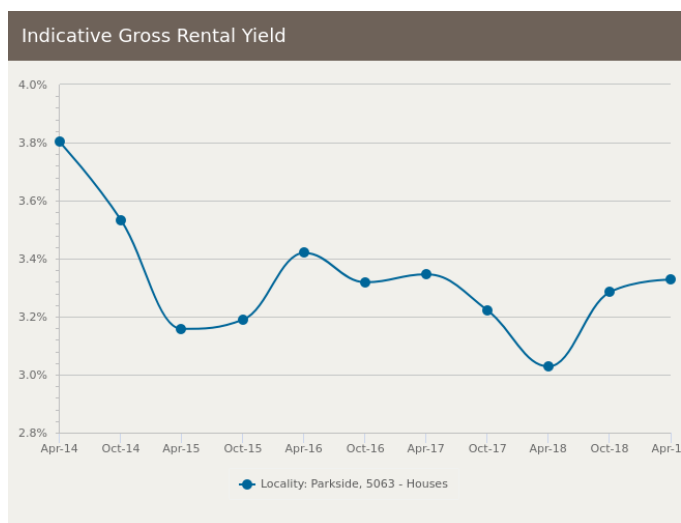
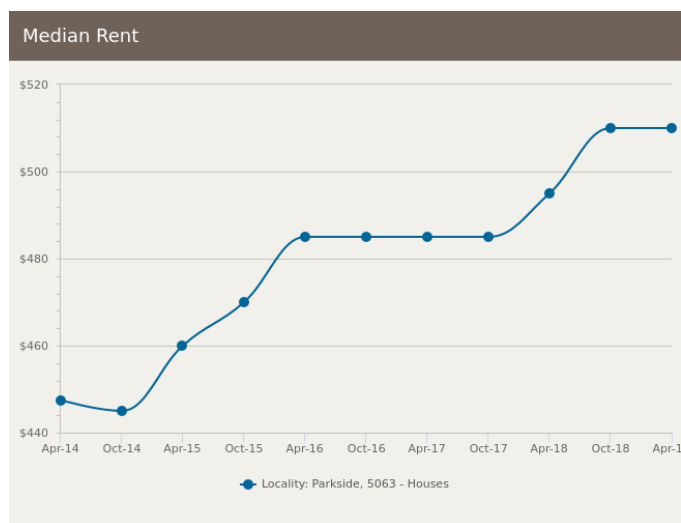
| | |
|--|---|
| <p>There are no 3 bedroom Units on the market in this suburb</p> |  <p>23 St Anns Place Parkside SA 5063 Sold on 25 Jun 2019 \$673,500</p> <p>0 Carport 2 Bath 272m²</p>  <p>7/319 Fullarton Road Parkside SA 5063 Sold on 16 May 2019 \$0</p> <p>1 Carport 1 Bath 160m²</p> |
|--|---|



= number of units currently On the Market or Sold within the last 6 months

*Agent advised

HOUSES: FOR RENT



HOUSES: RENTAL ACTIVITY SNAPSHOT

FOR RENT

0

2
BEDROOMS

There are no 2 bedroom Houses for rent in this suburb

9

3
BEDROOMS

24 Montpelier Street Parkside SA 5063
Listed on 07 Aug 2019
\$585/W

- 3
- 1
- 454m²

56 Blyth Street Parkside SA 5063
Listed on 31 Jul 2019
\$350/W

- 2
- 1
- 762m²

2

4
BEDROOMS

7 Saint Anns Place Parkside SA 5063
Listed on 05 Aug 2019
\$850/W

- 2
- 1
- 555m²

2 Belgrave Court Parkside SA 5063
Listed on 24 Jul 2019
\$595/W

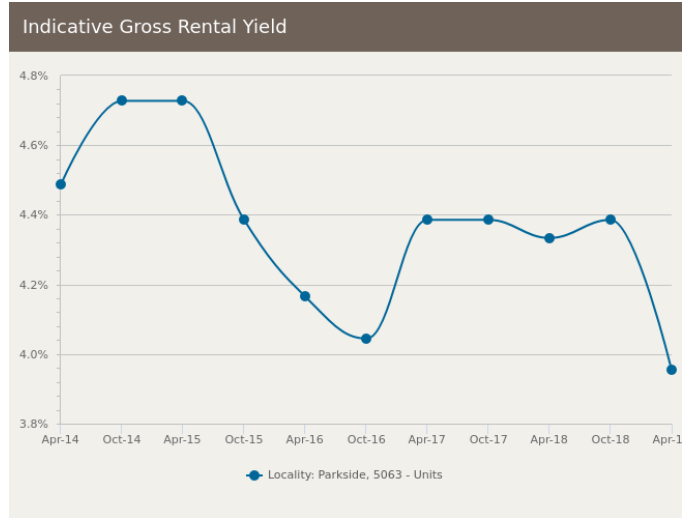
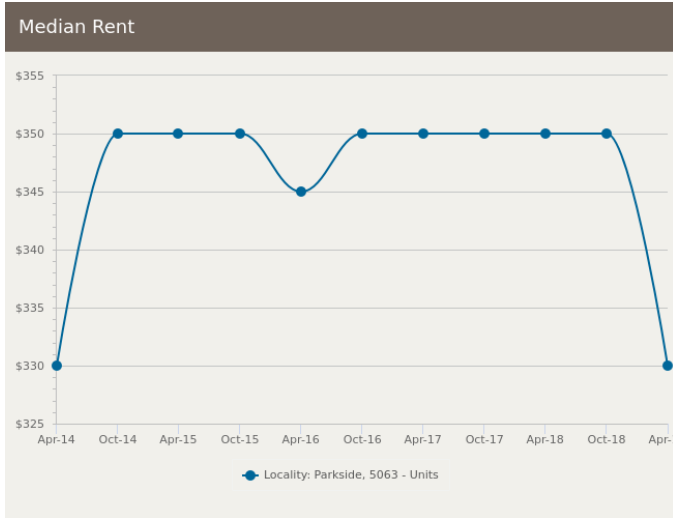
- 2
- 2
- 274m²



= number of houses observed as On the Market for Rent within the last month



UNITS: FOR RENT



UNITS: RENTAL ACTIVITY SNAPSHOT

FOR RENT

3

1
BEDROOMS

| | |
|---|---|
| <p>5/333 Fullarton Road Parkside SA 5063 Listed on 31 Jul 2019 \$240/W</p> <p>1 Car 1 Bath 59m²</p> | <p>2/100 Robsart Street Parkside SA 5063 Listed on 31 Jul 2019 \$210/W</p> <p>0 Car 1 Bath 78m²</p> |
|---|---|

5

2
BEDROOMS

| | |
|--|---|
| <p>10/71 Young Street Parkside SA 5063 Listed on 07 Aug 2019 \$395/W</p> <p>2 Car 1 Bath 124m²</p> | <p>2/99 Young Street Parkside SA 5063 Listed on 06 Aug 2019 \$380/W</p> <p>1 Car 1 Bath 126m²</p> |
|--|---|

2

3
BEDROOMS

| | |
|--|---|
| <p>2/285 Fullarton Road Parkside SA 5063 Listed on 07 Aug 2019 \$580/W</p> <p>2 Car 2 Bath 159m²</p> | <p>3A Nelly Street Parkside SA 5063 Listed on 30 Jul 2019 \$610/W</p> <p>2 Car 2 Bath 247m²</p> |
|--|---|



= number of units observed as On the Market for Rent within the last month

▶ DISCLAIMER

CoreLogic Disclaimer

Whilst all reasonable effort is made to ensure the information in this publication is current, CoreLogic does not warrant the accuracy or completeness of the data and information contained in this publication and to the full extent not prohibited by law excludes all for any loss or damage arising in connection with the data and information contained in this publication.

The listing prices shown represent the first and last listing price CoreLogic recorded in the advertising campaign for the property. In some instances we may have derived the price from the advertisement text. Where we have been unable to derive the price from the advertisement text (for example "Auctions"), the discount calculations will be unavailable.

Census statistics are provided by the Australian Bureau of Statistics (ABS) available at <http://www.abs.gov.au/> under Creative Commons Attribution 2.5 (<http://creativecommons.org/licenses/by/2.5/au/legalcode>).

State Government Copyright Notice and Disclaimer

SA - © 2019 Copyright in this information belongs to the South Australian Government and the South Australian Government does not accept any responsibility for the accuracy or completeness of the information or its suitability for purpose.

Publisher

RP Data Pty Ltd trading as CoreLogic Asia Pacific
ABN 67 087 759 171
P: 1300 734 318
E: support@corelogic.com.au