

Suburb Profile Report



Mitcham SA 5062

Prepared on: 09 August 2019

Prepared by: Christos Raptis

Phone: 0407 836 954

Email: christos@raptisrealestate.com.au



CoreLogic®

MITCHAM



6.3km

Distance from GPO



1.8k

Population

↑2.5%

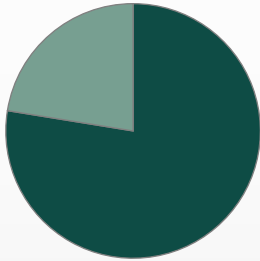
5 year population change



12 years

Average length of ownership

22%



78%

■ Owner Occupiers ■ Renters



The size of Mitcham is approximately 1.8 square kilometres. It has 3 parks covering nearly 34% of total area. The population of Mitcham in 2011 was 1,786 people. By 2016 the population was 1,831 showing a population growth of 2.5% in the area during that time. The predominant age group in Mitcham is 60-69 years. Households in Mitcham are primarily couples with children and are likely to be repaying \$1400 - \$1799 per month on mortgage repayments. In general, people in Mitcham work in a professional occupation. In 2011, 74.7% of the homes in Mitcham were owner-occupied compared with 76.1% in 2016. Currently the median sales price of houses in the area is \$795,000.



Total dwellings



Total new listings*



Median Value



Total number currently listed



577

37

\$935,001

3



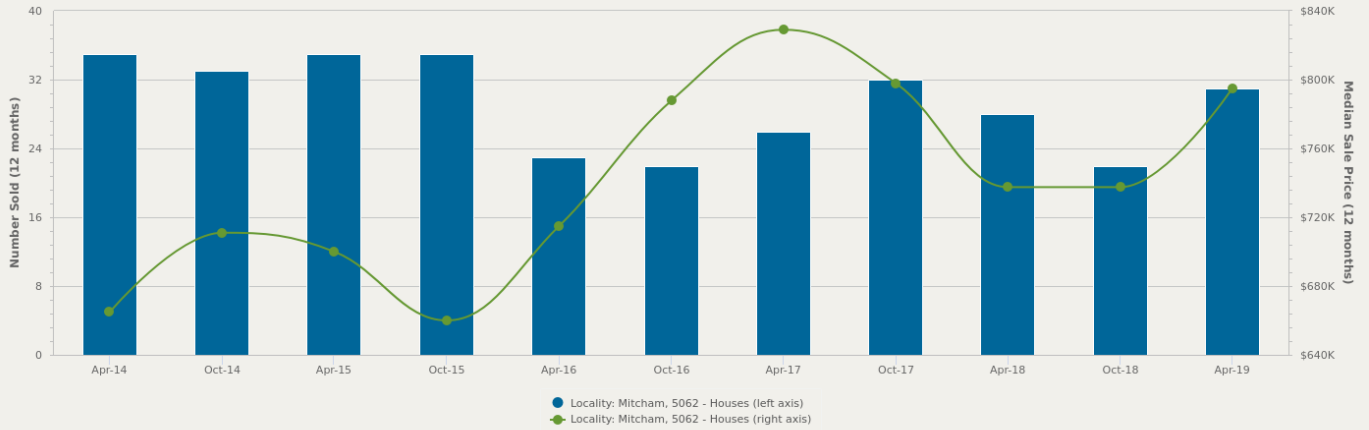
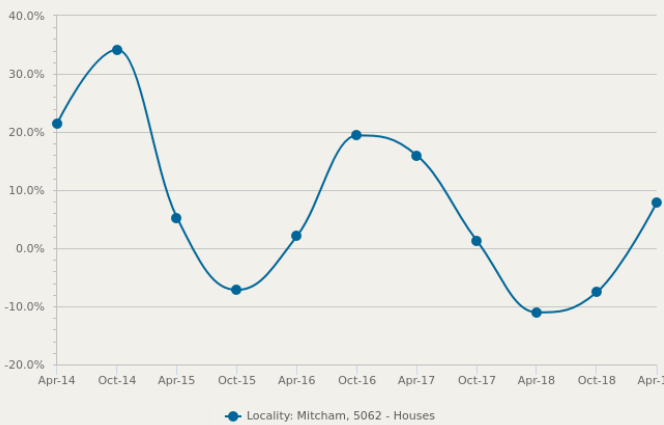
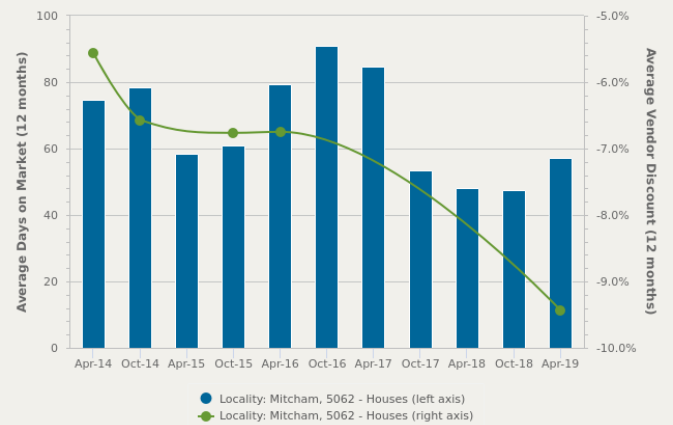
151

8

\$345,553

2

*Total number of unique properties listed for sale over the past 12 months.


HOUSES: FOR SALE
Number Sold vs. Median Sale Price

Change in Median Price

Average Days on Market vs. Average Vendor Discount

\$\$\$

Upper Quartile Price*

\$970,000

The 75th percentile sale price of sales over the past 12 months within the suburb.

\$\$

Median Price*

\$795,000

The middle sale price of all transactions recorded over the past 12 months within the suburb. Note that sale prices lower than \$10,000 and higher than \$80,000,000 are excluded from the analysis.

\$

Lower Quartile Price*

\$691,750

The 25th percentile sale price of sales over the past 12 months within the suburb.

**Statistics are calculated over a rolling 12 month period*


HOUSES: MARKET ACTIVITY SNAPSHOT
ON THE MARKET

0

2
BEDROOMS

There are no 2 bedroom Houses on the market in this suburb

RECENTLY SOLD

1

14 Welbourne Street
Mitcham SA 5062

 Sold on 03 Aug 2019
 Not Disclosed


1

2

365m²

0

3
BEDROOMS

There are no 3 bedroom Houses on the market in this suburb


6

12 Taylors Road Mitcham SA
5062

 Sold on 23 Jul 2019
\$750,000

2

1

570m²

22 Broughton Avenue
Mitcham SA 5062

 Sold on 13 Jul 2019
\$890,000*

3

2

924m²

1

4
BEDROOMS

11

47 Blythewood Road
Mitcham SA 5062

 Listed on 12 Jun 2019
UNDER CONTRACT

4

5

1,147m²

108 Princes Road Mitcham
SA 5062

 Sold on 25 Jul 2019
 Not Disclosed


2

3

551m²

3 Arcadia Court Mitcham SA
5062

 Sold on 21 Jun 2019
\$1,700,000

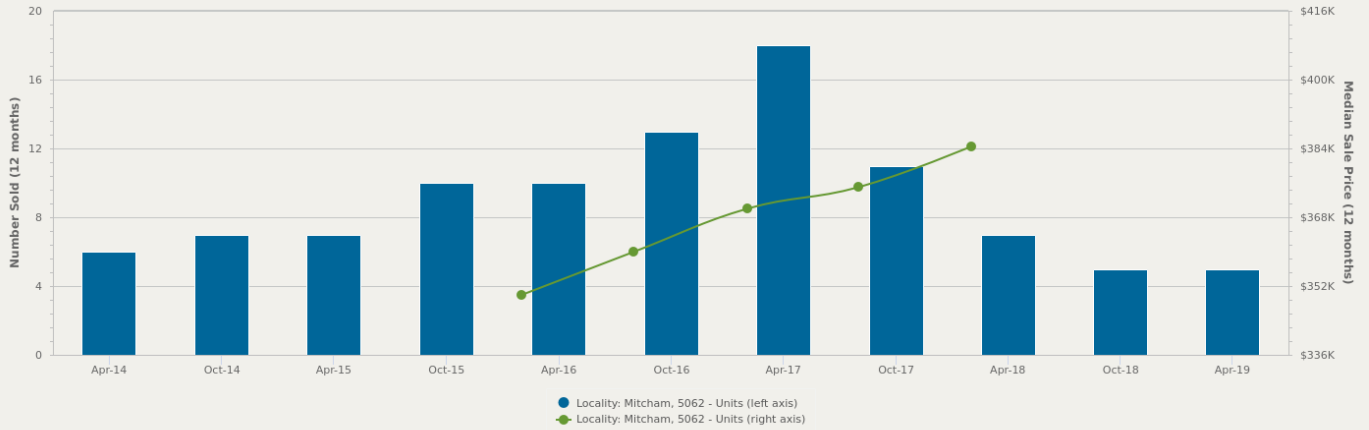
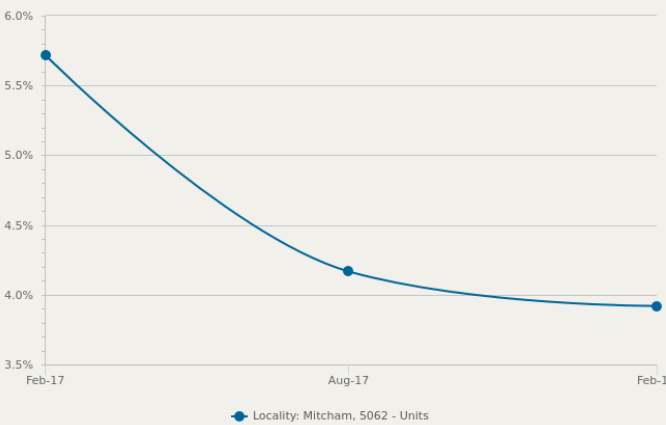
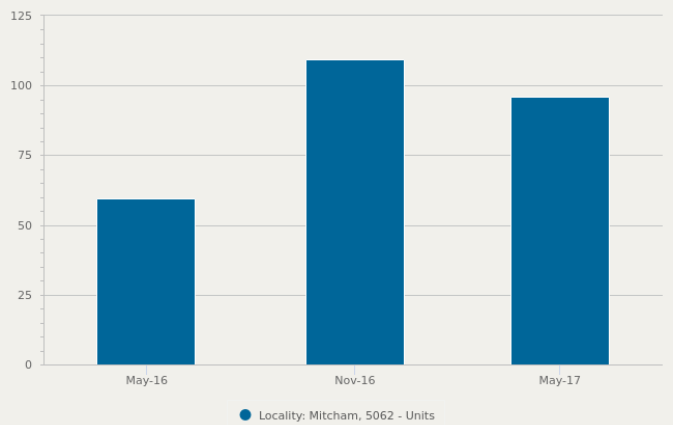
3

4

905m²


= number of houses currently On the Market or Sold within the last 6 months

*Agent advised


UNITS: FOR SALE
Number Sold vs. Median Sale Price

Change in Median Price

Average Days on Market vs. Average Vendor Discount

\$\$\$

Upper Quartile Price*

\$418,750

The 75th percentile sale price of sales over the past 12 months within the suburb.

\$\$

Median Price*

\$384,500

The middle sale price of all transactions recorded over the past 12 months within the suburb. Note that sale prices lower than \$10,000 and higher than \$80,000,000 are excluded from the analysis.

\$

Lower Quartile Price*

\$352,500

The 25th percentile sale price of sales over the past 12 months within the suburb.

**Statistics are calculated over a rolling 12 month period*


UNITS: MARKET ACTIVITY SNAPSHOT
ON THE MARKET
 **0**
 **1**
BEDROOMS
RECENTLY SOLD
 **0**

There are no 1 bedroom Units on the market in this suburb

There are no recently sold 1 bedroom Units in this suburb


 **1**
 **2**
BEDROOMS
 **6**

7/3 Taylors Road Mitcham SA 5062

Listed on 23 Jul 2019
\$255,000 to \$265,000


1/48 Maitland Street Mitcham SA 5062

Sold on 31 Jul 2019
\$286,000


1/54 Smith-Dorrien Street Mitcham SA 5062

Sold on 25 Jun 2019
\$386,000


 **1**
 **3**
BEDROOMS
 **0**

3/24 Wokurna Avenue Mitcham SA 5062

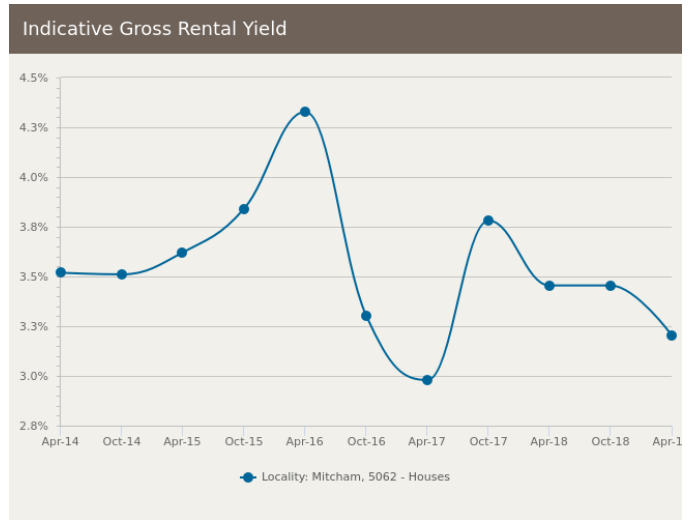
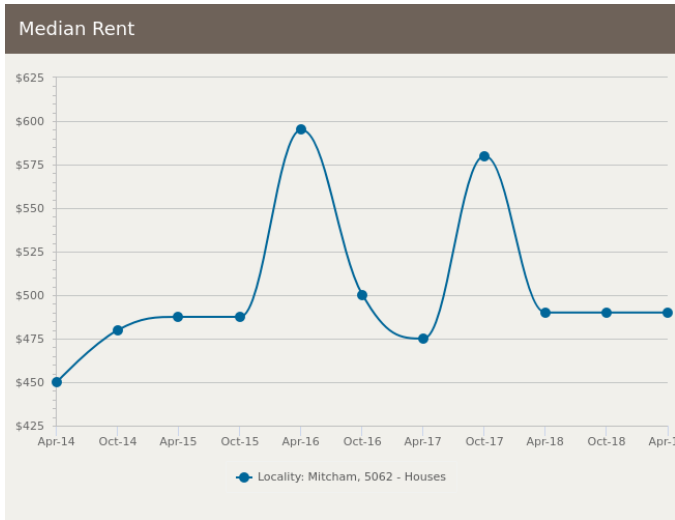
Listed on 06 Aug 2019
\$470,000 - \$490,000



There are no recently sold 3 bedroom Units in this suburb



= number of units currently On the Market or Sold within the last 6 months


HOUSES: FOR RENT



HOUSES: RENTAL ACTIVITY SNAPSHOT
FOR RENT
 **0**
 **2**
 BEDROOMS

There are no 2 bedroom Houses for rent in this suburb




 **0**
 **3**
 BEDROOMS


There are no 3 bedroom Houses for rent in this suburb

 **2**
 **4**
 BEDROOMS






7 Hoggs Road Mitcham SA 5062
 Listed on 06 Aug 2019
\$630/W

-  2
-  2
-  939m²



6 Pages Road Mitcham SA 5062
 Listed on 02 Aug 2019
\$850/W

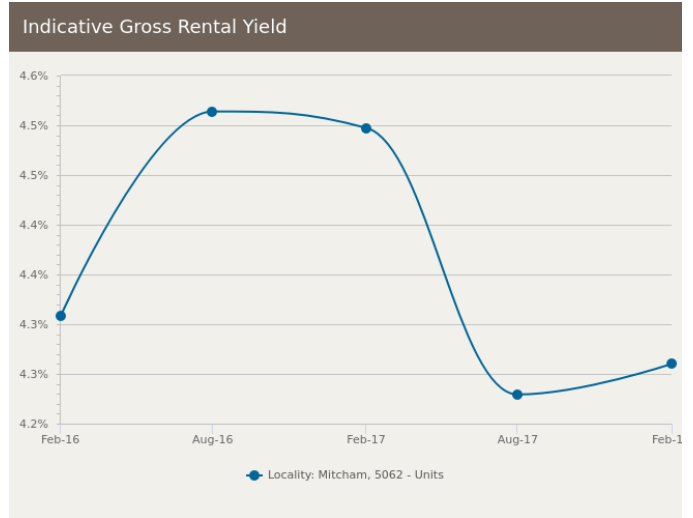
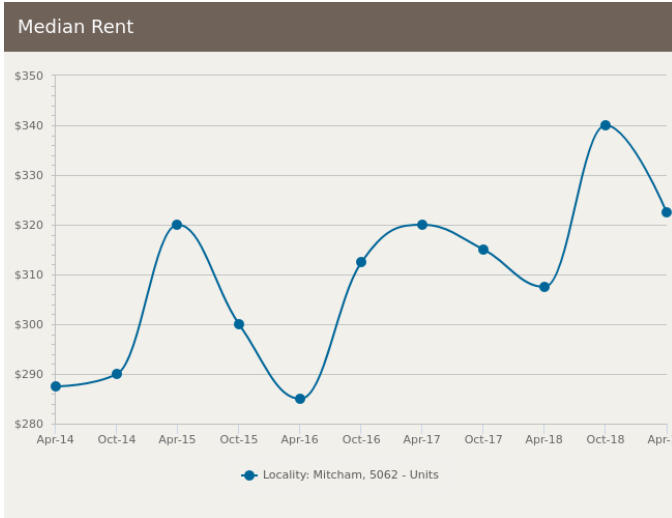
-  2
-  2
-  811m²



= number of houses observed as On the Market for Rent within the last month



UNITS: FOR RENT



UNITS: RENTAL ACTIVITY SNAPSHOT

FOR RENT


0

1
BEDROOMS

There are no 1 bedroom Units for rent in this suburb

2

2
BEDROOMS




2/24 Torrens Street Mitcham SA 5062

Listed on 07 Aug 2019
\$295/W

1

1

83m²



3/54 Smith-Dorrien Street Mitcham SA 5062

Listed on 30 Jul 2019
\$325/W


1

1

142m²

1

3
BEDROOMS



3/91 Princes Road Mitcham SA 5062

Listed on 19 Jul 2019
\$330/W

1

1

142m²



= number of units observed as On the Market for Rent within the last month

► DISCLAIMER

CoreLogic Disclaimer

Whilst all reasonable effort is made to ensure the information in this publication is current, CoreLogic does not warrant the accuracy or completeness of the data and information contained in this publication and to the full extent not prohibited by law excludes all for any loss or damage arising in connection with the data and information contained in this publication.

The listing prices shown represent the first and last listing price CoreLogic recorded in the advertising campaign for the property. In some instances we may have derived the price from the advertisement text. Where we have been unable to derive the price from the advertisement text (for example "Auctions"), the discount calculations will be unavailable.

Census statistics are provided by the Australian Bureau of Statistics (ABS) available at <http://www.abs.gov.au/> under Creative Commons Attribution 2.5 (<http://creativecommons.org/licenses/by/2.5/au/legalcode>).

State Government Copyright Notice and Disclaimer

SA - © 2019 Copyright in this information belongs to the South Australian Government and the South Australian Government does not accept any responsibility for the accuracy or completeness of the information or its suitability for purpose.

Publisher

RP Data Pty Ltd trading as CoreLogic Asia Pacific
ABN 67 087 759 171
P: 1300 734 318
E: support@corelogic.com.au