

Suburb Profile Report



Hyde Park SA 5061

Prepared on: 09 August 2019

Prepared by: Christos Raptis

Phone: 0407 836 954

Email: christos@raptisrealestate.com.au



CoreLogic®

HYDE PARK


3.3km

Distance from GPO


1.7k

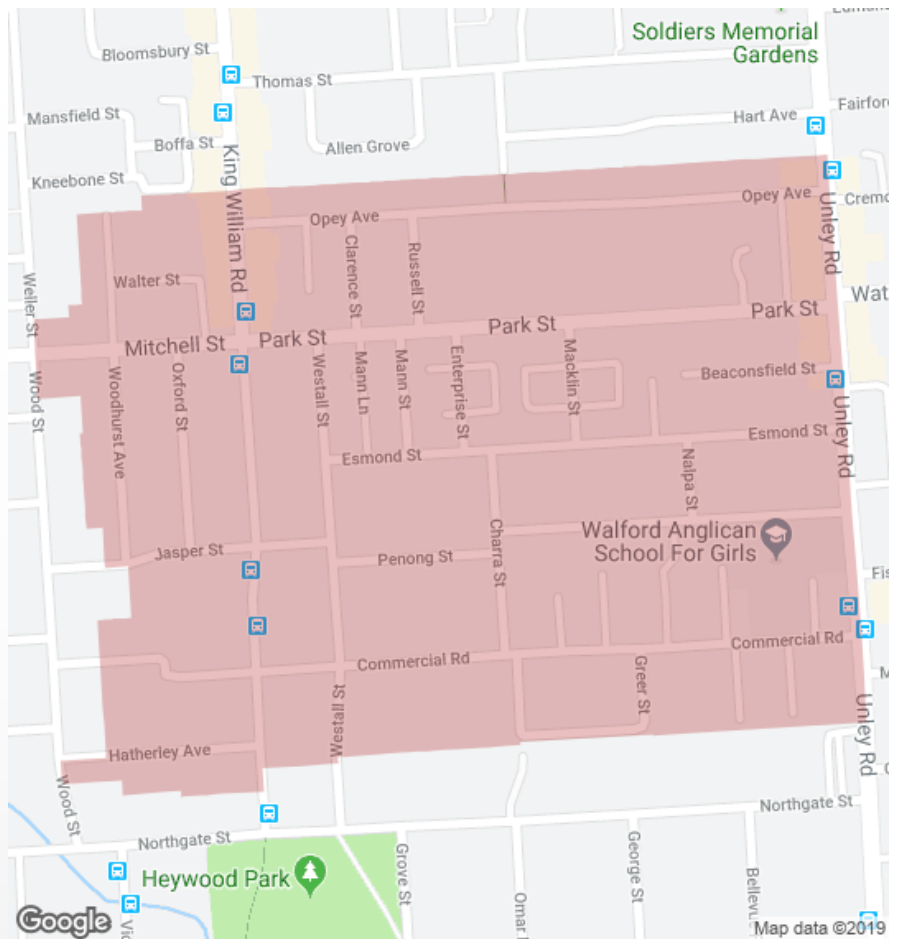
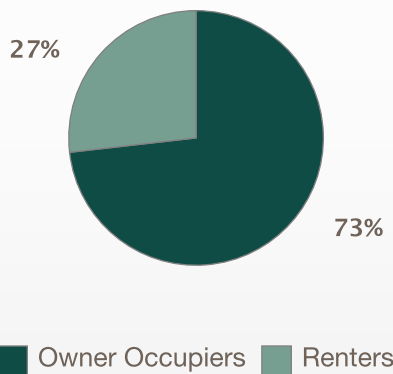
Population

↓7.1%

5 year population change


11 years

Average length of ownership



The size of Hyde Park is approximately 0.6 square kilometres. It has 1 park. The population of Hyde Park in 2011 was 1,781 people. By 2016 the population was 1,654 showing a population decline of 7.1% in the area during that time. The predominant age group in Hyde Park is 40-49 years. Households in Hyde Park are primarily childless couples and are likely to be repaying over \$4000 per month on mortgage repayments. In general, people in Hyde Park work in a professional occupation. In 2011, 65.6% of the homes in Hyde Park were owner-occupied compared with 71.9% in 2016. Currently the median sales price of houses in the area is \$1,070,000.



Total dwellings



Total new listings*



Median Value

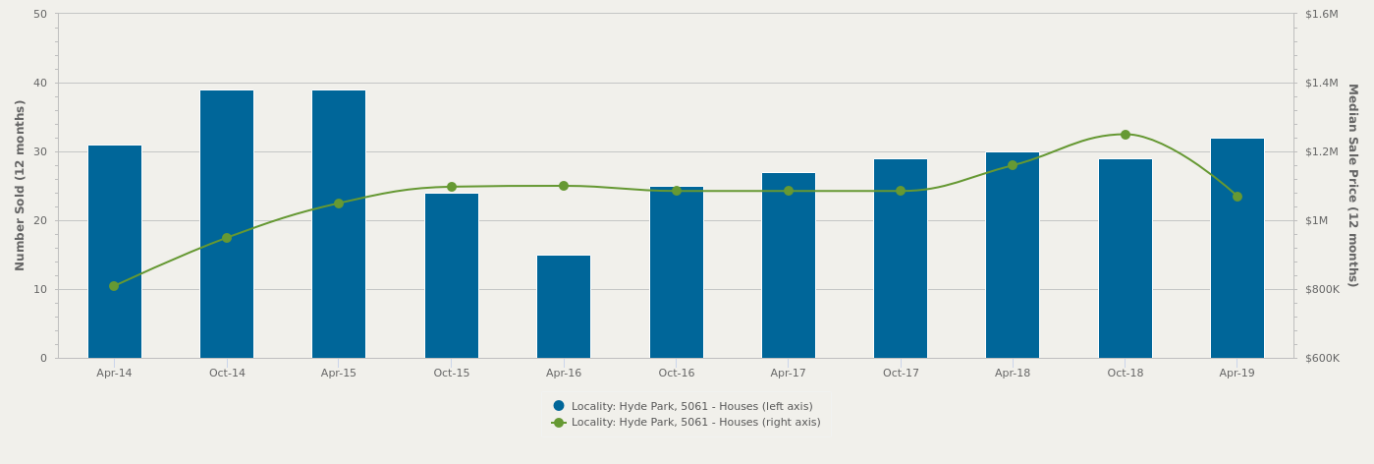
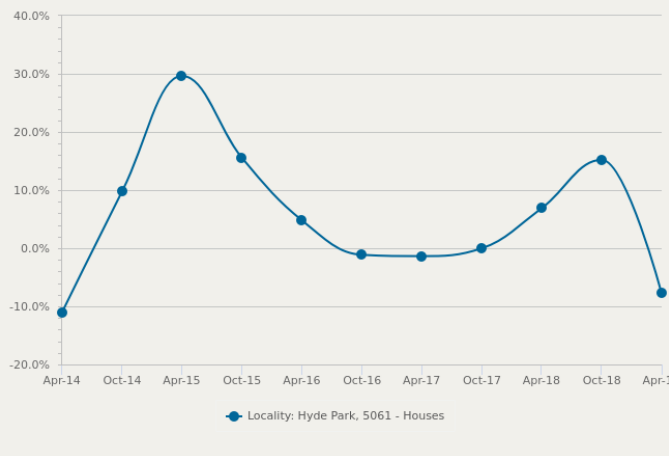
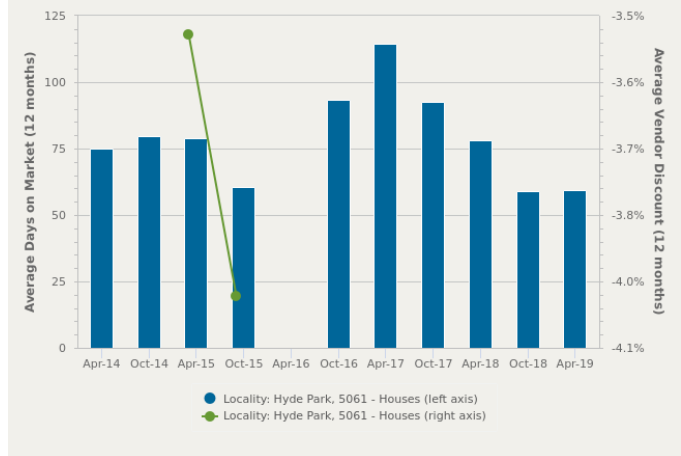


Total number currently listed


646
25
\$1,196,118
3

200
19
\$394,367
4

*Total number of unique properties listed for sale over the past 12 months.


HOUSES: FOR SALE
Number Sold vs. Median Sale Price

Change in Median Price

Average Days on Market vs. Average Vendor Discount

\$\$\$

Upper Quartile Price*

\$1,491,500

The 75th percentile sale price of sales over the past 12 months within the suburb.

\$\$

Median Price*

\$1,070,000

The middle sale price of all transactions recorded over the past 12 months within the suburb. Note that sale prices lower than \$10,000 and higher than \$80,000,000 are excluded from the analysis.

\$

Lower Quartile Price*

\$875,000

The 25th percentile sale price of sales over the past 12 months within the suburb.













*Statistics are calculated over a rolling 12 month period


HOUSES: MARKET ACTIVITY SNAPSHOT
ON THE MARKET

1

2
BEDROOMS
RECENTLY SOLD









2

 <p>No photo available</p> <p>53 Opey Avenue Hyde Park SA 5061</p> <p>Listed on 03 Aug 2019 Not Disclosed</p>  -  1  468m ²	 <p>221 King William Road Hyde Park SA 5061</p> <p>Sold on 28 Jun 2019 \$0</p>  1  1  492m ²
	 <p>63 Opey Avenue Hyde Park SA 5061</p> <p>Sold on 14 Mar 2019 \$711,333</p>  2  1  197m ²


0

3
BEDROOMS

















7

<p>There are no 3 bedroom Houses on the market in this suburb</p>	 <p>37 Westall Street Hyde Park SA 5061</p> <p>Sold on 29 Jul 2019 \$3,000,000</p>  4  2  972m ²
	 <p>9 Jasper Street Hyde Park SA 5061</p> <p>Sold on 06 Jun 2019 \$1,065,000</p>  2  1  433m ²


2

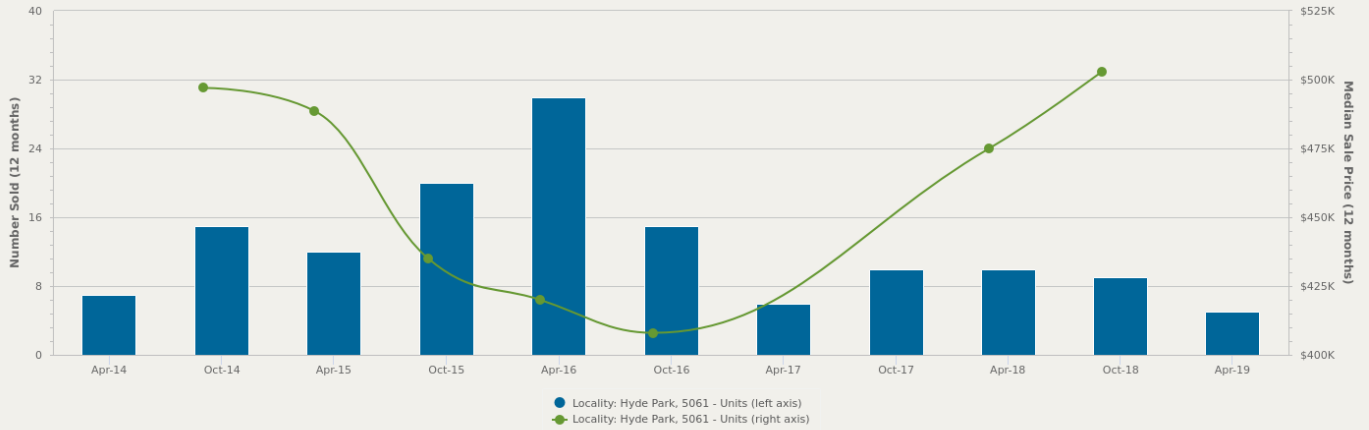
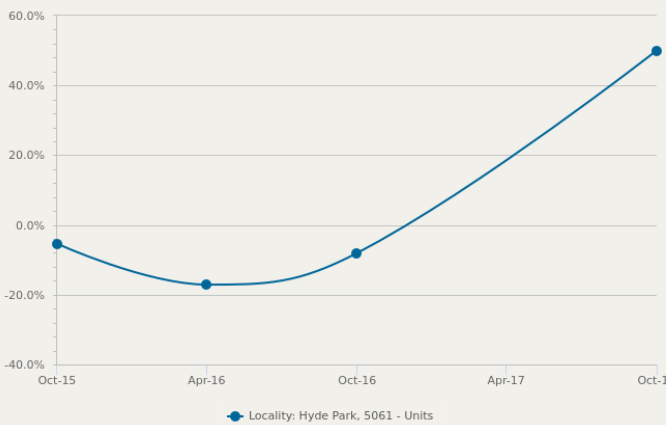
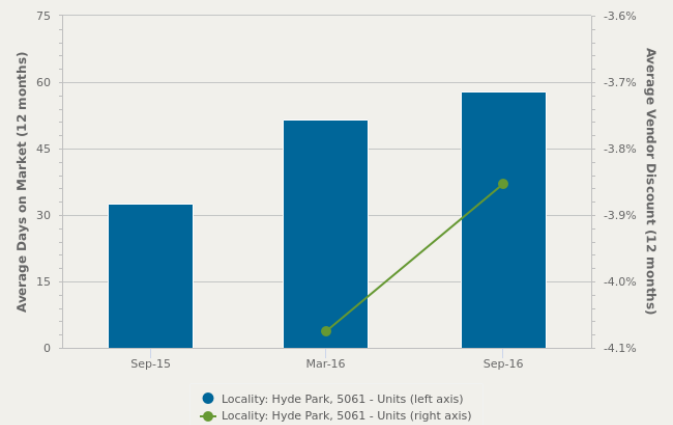
4
BEDROOMS

4

 <p>17 Opey Avenue Hyde Park SA 5061</p> <p>Listed on 05 Aug 2019 Contact Agent</p>  2  3  850m ²	 <p>34 Park Street Hyde Park SA 5061</p> <p>Sold on 07 Jun 2019 \$3,250,000</p>  4  3  1,226m ²
 <p>23 Westall Street Hyde Park SA 5061</p> <p>Listed on 02 Aug 2019 Contact Stephanie Williams</p>  2  3  937m ²	 <p>13 Hatherley Avenue Hyde Park SA 5061</p> <p>Sold on 30 May 2019 \$1,815,000</p>  3  3  707m ²



= number of houses currently On the Market or Sold within the last 6 months


UNITS: FOR SALE
Number Sold vs. Median Sale Price

Change in Median Price

Average Days on Market vs. Average Vendor Discount

\$\$\$

Upper Quartile Price*

\$599,500

The 75th percentile sale price of sales over the past 12 months within the suburb.

\$\$

Median Price*

\$503,000

The middle sale price of all transactions recorded over the past 12 months within the suburb. Note that sale prices lower than \$10,000 and higher than \$80,000,000 are excluded from the analysis.

\$

Lower Quartile Price*

\$450,375

The 25th percentile sale price of sales over the past 12 months within the suburb.

*Statistics are calculated over a rolling 12 month period


UNITS: MARKET ACTIVITY SNAPSHOT
ON THE MARKET
RECENTLY SOLD
 **0**
 **1**
BEDROOMS
 **0**

There are no 1 bedroom Units on the market in this suburb

There are no recently sold 1 bedroom Units in this suburb

 **3**
 **2**
BEDROOMS
 **4**

2/22 Park Street Hyde Park SA 5061

 Listed on 08 Aug 2019
NEW PRICE \$460,000

11/4 Macklin Street Hyde Park SA 5061

 Sold on 24 Jul 2019
\$100

4/45 Opey Avenue Hyde Park SA 5061

 Listed on 07 Aug 2019
\$470,000 - \$510,000

5/4 Macklin Street Hyde Park SA 5061

 Sold on 23 Jul 2019
\$100

 **1**
 **3**
BEDROOMS
 **0**

2/213 King William Road Hyde Park SA 5061

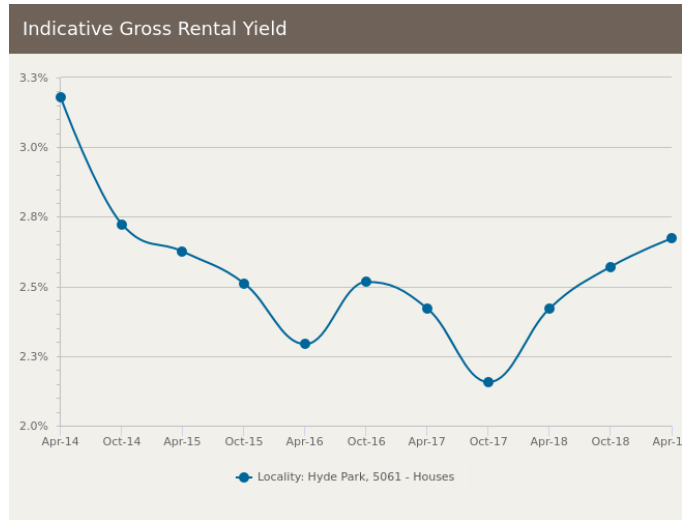
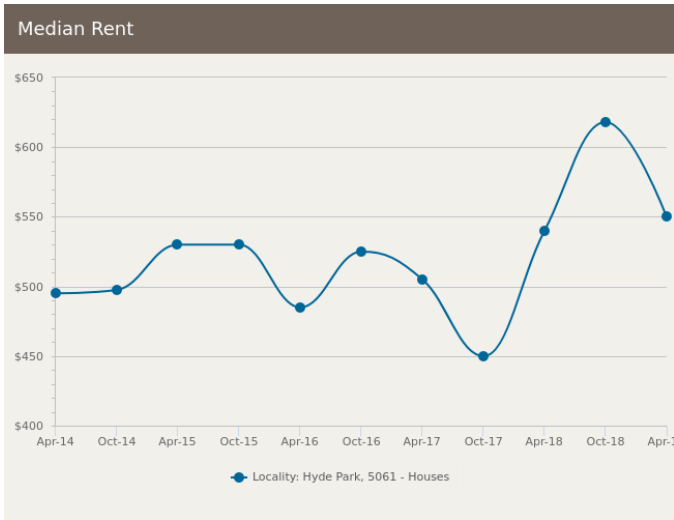
 Listed on 19 Jun 2019
\$560,000 - \$590,000


There are no recently sold 3 bedroom Units in this suburb



= number of units currently On the Market or Sold within the last 6 months

HOUSES: FOR RENT



HOUSES: RENTAL ACTIVITY SNAPSHOT

FOR RENT

0

2
BEDROOMS

There are no 2 bedroom Houses for rent in this suburb

3

3
BEDROOMS

12 Royal Avenue Hyde Park SA 5061
Listed on 05 Aug 2019
\$730/W

- 2
- 2
- 340m²

176 King William Road Hyde Park SA 5061
Listed on 30 Jul 2019
\$505/W

-
- 1
- 487m²

1

4
BEDROOMS

8 Beaconsfield Street Hyde Park SA 5061
Listed on 02 Aug 2019
\$800/W

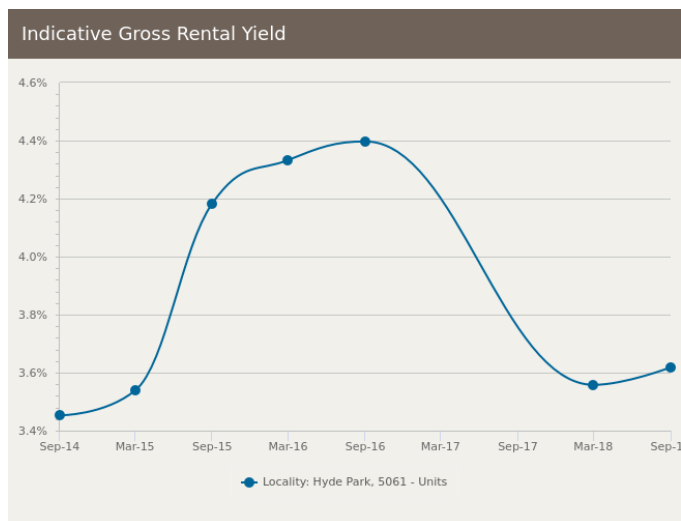
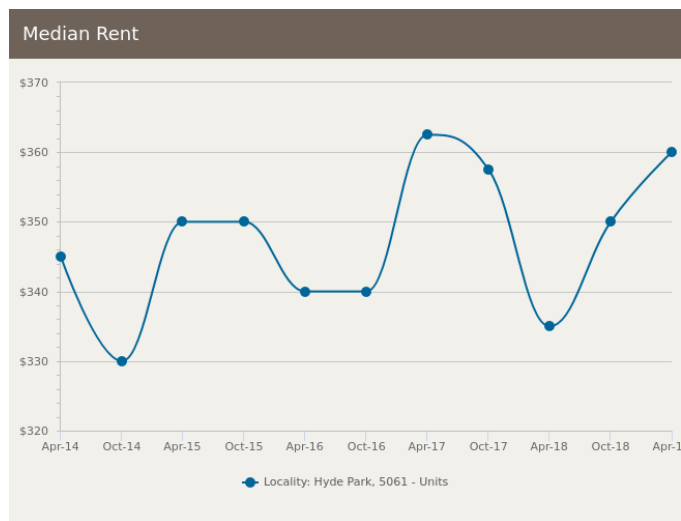
- 2
- 1
- 329m²



= number of houses observed as On the Market for Rent within the last month



UNITS: FOR RENT



UNITS: RENTAL ACTIVITY SNAPSHOT

FOR RENT

2

1
BEDROOMS

<p>3/38 Fashoda Street Hyde Park SA 5061 Listed on 19 Jul 2019 \$280/W</p> <p> 1 1 75m²</p>	<p>5/38 Fashoda Street Hyde Park SA 5061 Listed on 17 Jul 2019 \$270/W</p> <p> 1 1 75m²</p>
---------------------------------------------------------------------------------------------------------------------------------	---------------------------------------------------------------------------------------------------------------------------------

3

2
BEDROOMS

<p>2/2 Fashoda Street Hyde Park SA 5061 Listed on 30 Jul 2019 \$350/W</p> <p> 2 1 138m²</p>	<p>2/73 Park Street Hyde Park SA 5061 Listed on 26 Jul 2019 \$340/W</p> <p> 1 1 70m²</p>
---------------------------------------------------------------------------------------------------------------------------------	------------------------------------------------------------------------------------------------------------------------------

0

3
BEDROOMS

There are no 3 bedroom Units for rent in this suburb



= number of units observed as On the Market for Rent within the last month

► DISCLAIMER

CoreLogic Disclaimer

Whilst all reasonable effort is made to ensure the information in this publication is current, CoreLogic does not warrant the accuracy or completeness of the data and information contained in this publication and to the full extent not prohibited by law excludes all for any loss or damage arising in connection with the data and information contained in this publication.

The listing prices shown represent the first and last listing price CoreLogic recorded in the advertising campaign for the property. In some instances we may have derived the price from the advertisement text. Where we have been unable to derive the price from the advertisement text (for example "Auctions"), the discount calculations will be unavailable.

Census statistics are provided by the Australian Bureau of Statistics (ABS) available at <http://www.abs.gov.au/> under Creative Commons Attribution 2.5 (<http://creativecommons.org/licenses/by/2.5/au/legalcode>).

State Government Copyright Notice and Disclaimer

SA - © 2019 Copyright in this information belongs to the South Australian Government and the South Australian Government does not accept any responsibility for the accuracy or completeness of the information or its suitability for purpose.

Publisher

RP Data Pty Ltd trading as CoreLogic Asia Pacific
ABN 67 087 759 171
P: 1300 734 318
E: support@corelogic.com.au