

Suburb Profile Report



Frewville SA 5063

Prepared on: 09 August 2019

Prepared by: Christos Raptis

Phone: 0407 836 954

Email: christos@raptisrealestate.com.au



CoreLogic®

FREWVILLE


3.7km

Distance from GPO


881

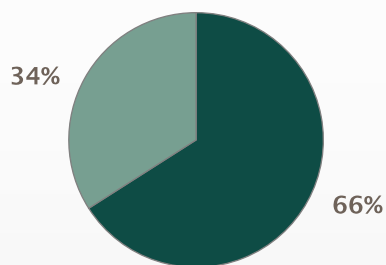
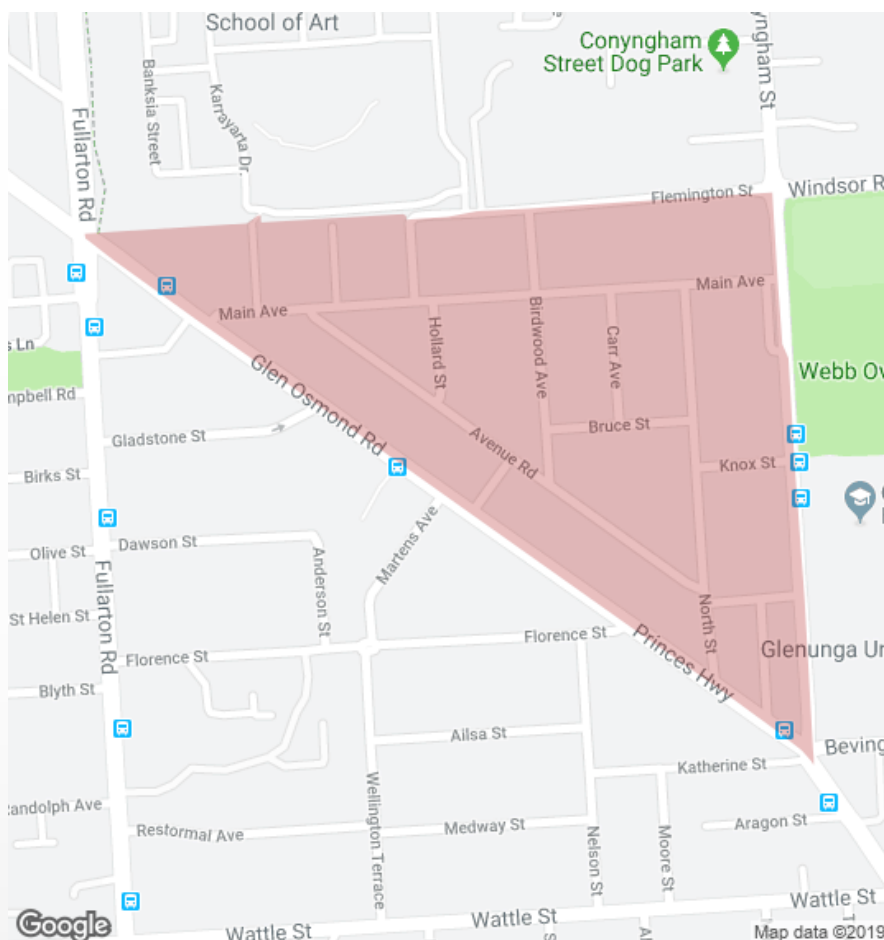
Population

↑10.3%

5 year population change


10 years

Average length of ownership


 Owner Occupiers
 Renters


The size of Frewville is approximately 0.3 square kilometres. The population of Frewville in 2011 was 799 people. By 2016 the population was 881 showing a population growth of 10.3% in the area during that time. The predominant age group in Frewville is 40-49 years. Households in Frewville are primarily couples with children and are likely to be repaying \$1800 - \$2399 per month on mortgage repayments. In general, people in Frewville work in a professional occupation. In 2011, 67.1% of the homes in Frewville were owner-occupied compared with 65.4% in 2016. Currently the median sales price of houses in the area is \$834,500.



Total dwellings



Total new listings*



Median Value

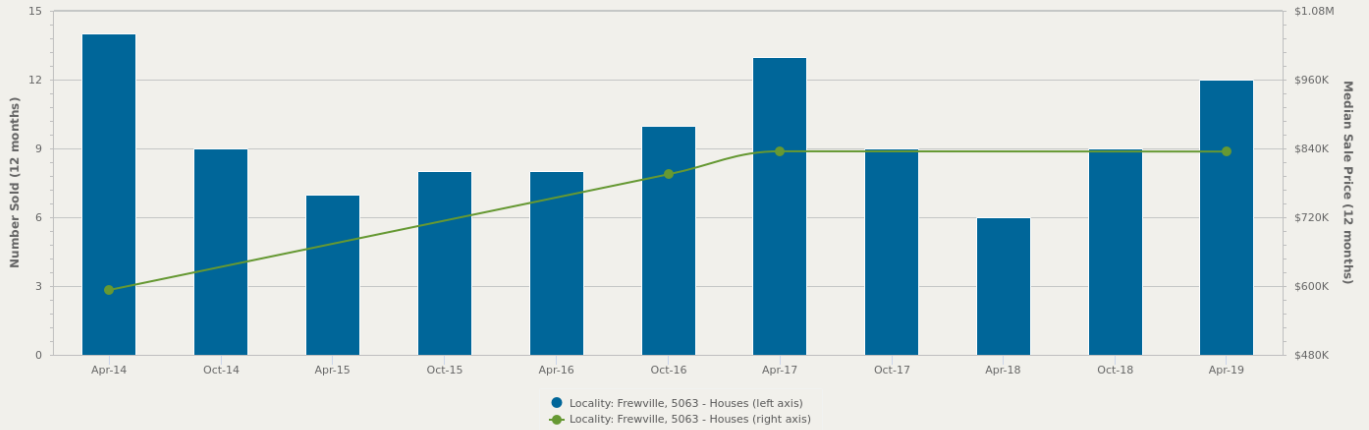
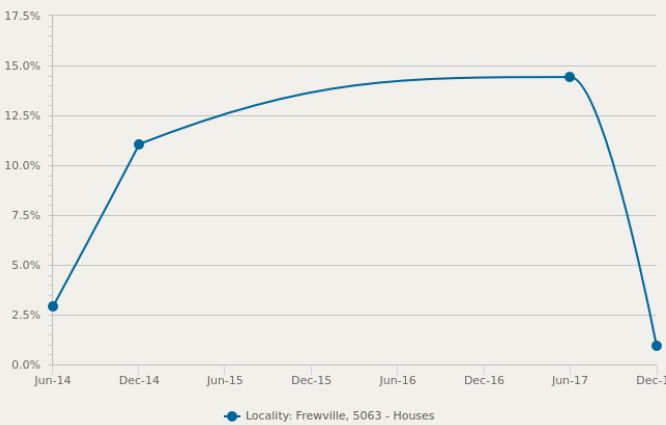


Total number currently listed


261
17
\$865,262
3

119
2
\$409,107
0

*Total number of unique properties listed for sale over the past 12 months.


HOUSES: FOR SALE
Number Sold vs. Median Sale Price

Change in Median Price

\$\$\$

Upper Quartile Price*

\$920,750

The 75th percentile sale price of sales over the past 12 months within the suburb.

\$\$

Median Price*

\$834,500

The middle sale price of all transactions recorded over the past 12 months within the suburb. Note that sale prices lower than \$10,000 and higher than \$80,000,000 are excluded from the analysis.

\$

Lower Quartile Price*

\$786,222

The 25th percentile sale price of sales over the past 12 months within the suburb.





**Statistics are calculated over a rolling 12 month period*


HOUSES: MARKET ACTIVITY SNAPSHOT
ON THE MARKET

1

2
BEDROOMS
RECENTLY SOLD













0

 <p>1/1A Carr Avenue Frewville SA 5063 Listed on 02 Aug 2019 \$595,000 - \$625,000</p> <p>  2  1  234m² </p>	<p>There are no recently sold 2 bedroom Houses in this suburb</p>
---	---


1

3
BEDROOMS













7

 <p>89 Conyngham Street Frewville SA 5063 Listed on 26 Jun 2019 \$780k-\$820k</p> <p>  2  2  410m² </p>	<p>  No photo available </p> <p>89A Conyngham Street Frewville SA 5063 Sold on 28 Jun 2019 \$780,000</p> <p>  -  1  410m² </p> <p>  </p> <p>14 Main Avenue Frewville SA 5063 Sold on 19 Jun 2019 \$950,000</p> <p>  2  2  501m² </p>
--	--


1

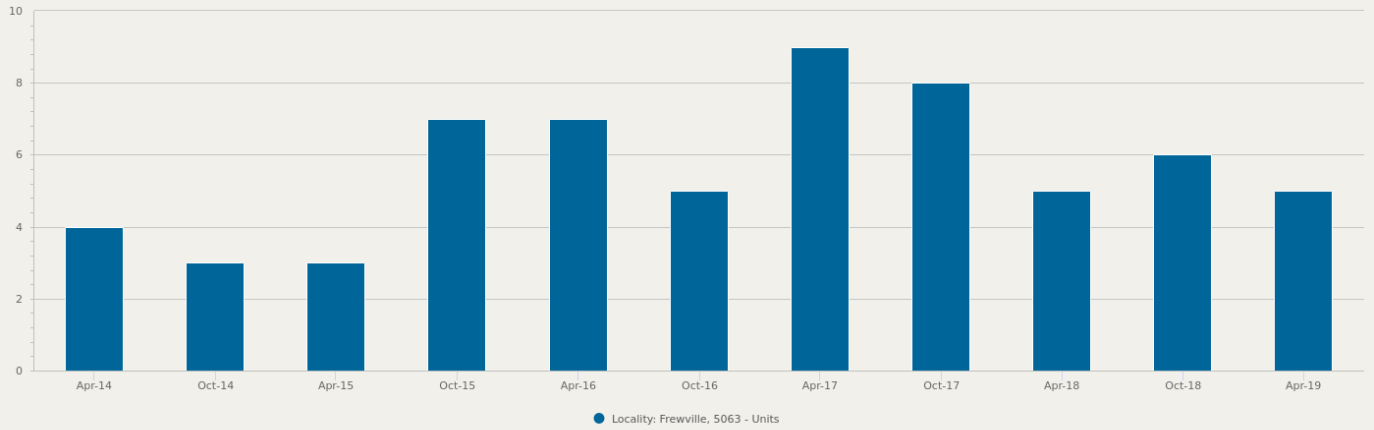
4
BEDROOMS

2

 <p>5 Carr Avenue Frewville SA 5063 Listed on 24 Jul 2019 \$1,000,000 - \$1,075,000</p> <p>  3  2  648m² </p>	<p>  </p> <p>13 North Street Frewville SA 5063 Sold on 23 Jul 2019 \$1,260,000</p> <p>  2  2  528m² </p> <p>  </p> <p>8 Main Avenue Frewville SA 5063 Sold on 30 Apr 2019 \$938,000</p> <p>  3  1  501m² </p>
--	---



= number of houses currently On the Market or Sold within the last 6 months


UNITS: FOR SALE
Number Sold vs. Median Sale Price

\$\$\$

Upper Quartile Price*

\$462,125

The 75th percentile sale price of sales over the past 12 months within the suburb.

\$\$

Median Price*

\$439,000

The middle sale price of all transactions recorded over the past 12 months within the suburb. Note that sale prices lower than \$10,000 and higher than \$80,000,000 are excluded from the analysis.

\$

Lower Quartile Price*

\$373,875

The 25th percentile sale price of sales over the past 12 months within the suburb.

**Statistics are calculated over a rolling 12 month period*


UNITS: MARKET ACTIVITY SNAPSHOT
ON THE MARKET
RECENTLY SOLD
 **0**
 **1**
BEDROOMS
 **0**

There are no 1 bedroom Units on the market in this suburb

There are no recently sold 1 bedroom Units in this suburb


 **0**
 **2**
BEDROOMS
 **0**

There are no 2 bedroom Units on the market in this suburb

There are no recently sold 2 bedroom Units in this suburb




 **0**
 **3**
BEDROOMS
 **1**

There are no 3 bedroom Units on the market in this suburb


 No photo available

1/34 North Street Frewville SA 5063

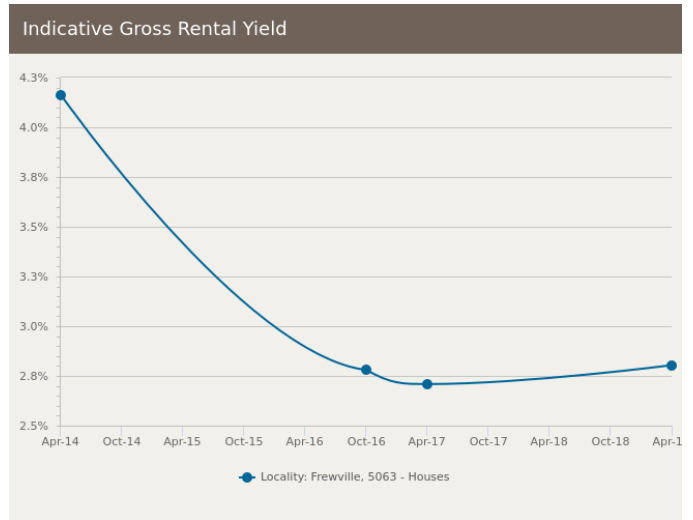
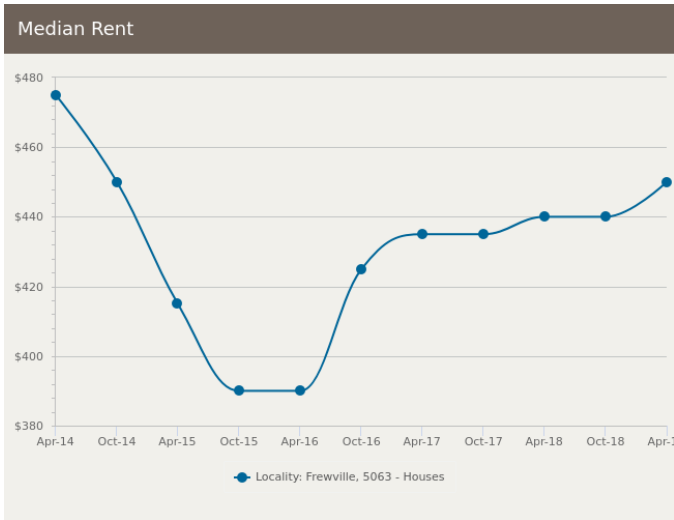
Sold on 24 Mar 2019
\$0

 -
 1
 275m²



= number of units currently On the Market or Sold within the last 6 months

HOUSES: FOR RENT



HOUSES: RENTAL ACTIVITY SNAPSHOT

FOR RENT

1

2
BEDROOMS



5/25 North Street Frewville SA 5063

Listed on 01 Aug 2019
\$295/W


1

1

104m²

1

3
BEDROOMS



16 Avenue Road Frewville SA 5063

Listed on 26 Jul 2019
\$435/W

1

1

905m²

0

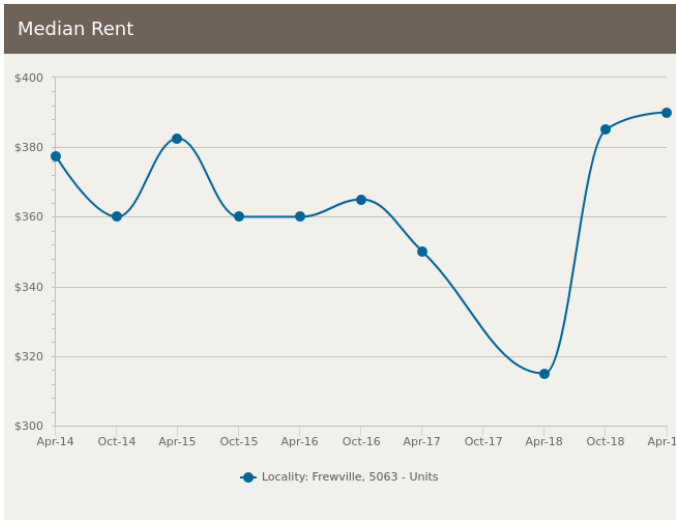
4
BEDROOMS

There are no 4 bedroom Houses for rent in this suburb

= number of houses observed as On the Market for Rent within the last month



UNITS: FOR RENT



UNITS: RENTAL ACTIVITY SNAPSHOT

FOR RENT


 0

 1
BEDROOMS

There are no 1 bedroom Units for rent in this suburb


 1


 2
BEDROOMS




1/14 Avenue Road Frewville SA 5063

Listed on 15 Jul 2019
\$300/W


 2

 1

 60m²


 1


 3
BEDROOMS




1/2 Millawa Avenue Frewville SA 5063

Listed on 05 Aug 2019
\$385/W

 1

 1

 88m²



= number of units observed as On the Market for Rent within the last month

► DISCLAIMER

CoreLogic Disclaimer

Whilst all reasonable effort is made to ensure the information in this publication is current, CoreLogic does not warrant the accuracy or completeness of the data and information contained in this publication and to the full extent not prohibited by law excludes all for any loss or damage arising in connection with the data and information contained in this publication.

The listing prices shown represent the first and last listing price CoreLogic recorded in the advertising campaign for the property. In some instances we may have derived the price from the advertisement text. Where we have been unable to derive the price from the advertisement text (for example "Auctions"), the discount calculations will be unavailable.

Census statistics are provided by the Australian Bureau of Statistics (ABS) available at <http://www.abs.gov.au/> under Creative Commons Attribution 2.5 (<http://creativecommons.org/licenses/by/2.5/au/legalcode>).

State Government Copyright Notice and Disclaimer

SA - © 2019 Copyright in this information belongs to the South Australian Government and the South Australian Government does not accept any responsibility for the accuracy or completeness of the information or its suitability for purpose.

Publisher

RP Data Pty Ltd trading as CoreLogic Asia Pacific
ABN 67 087 759 171
P: 1300 734 318
E: support@corelogic.com.au