

Suburb Profile Report



Crafers West SA 5152

Prepared on: 09 August 2019

Prepared by: Christos Raptis

Phone: 0407 836 954

Email: christos@raptisrealestate.com.au



CoreLogic®

CRAFERS WEST



12km

Distance from GPO



1.2k

Population

↑9.0%

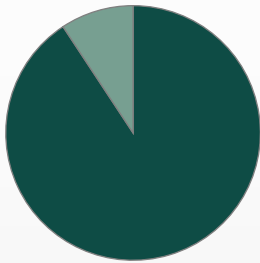
5 year population change



-

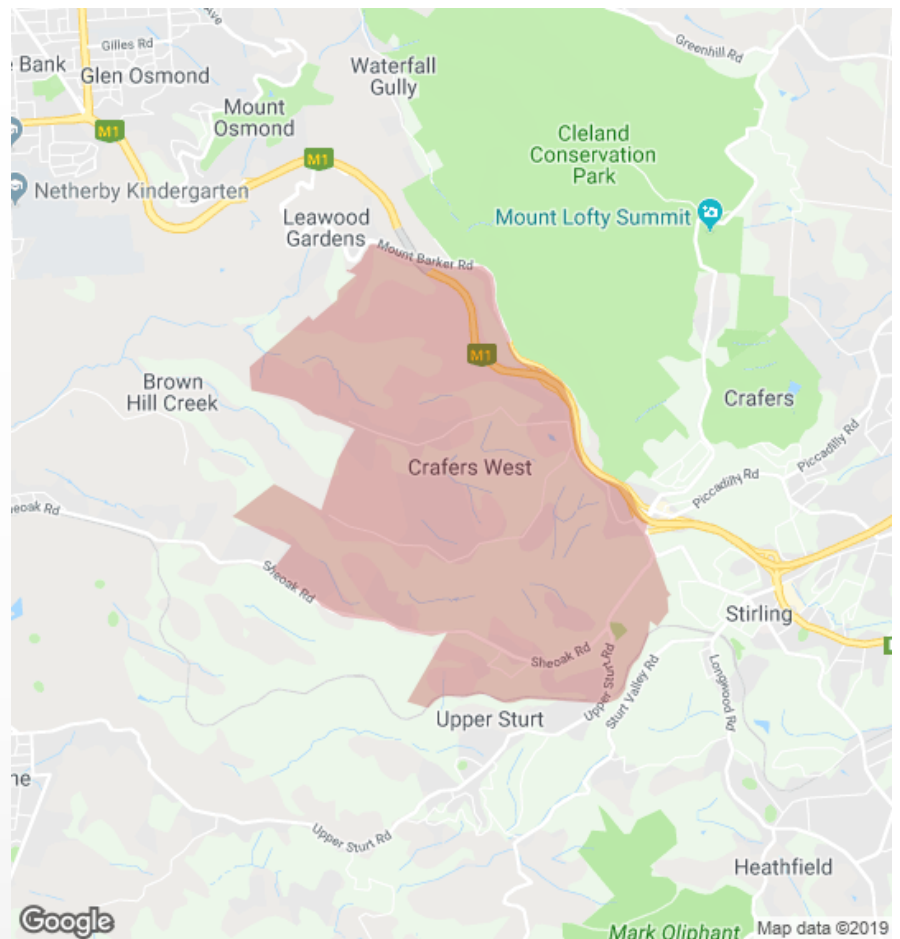
Average length of ownership

9%



91%

■ Owner Occupiers ■ Renters



The size of Crafrers West is approximately 10.7 square kilometres. It has 7 parks covering nearly 1.5% of total area. The population of Crafrers West in 2011 was 1,101 people. By 2016 the population was 1,200 showing a population growth of 9.0% in the area during that time. The predominant age group in Crafrers West is 40-49 years. Households in Crafrers West are primarily couples with children and are likely to be repaying \$1800 - \$2399 per month on mortgage repayments. In general, people in Crafrers West work in a professional occupation. In 2011, 89.4% of the homes in Crafrers West were owner-occupied compared with 89.2% in 2016. Currently the median sales price of houses in the area is \$680,000.



Total dwellings



Total new listings*



Median Value



Total number currently listed



495

18

\$810,908

5



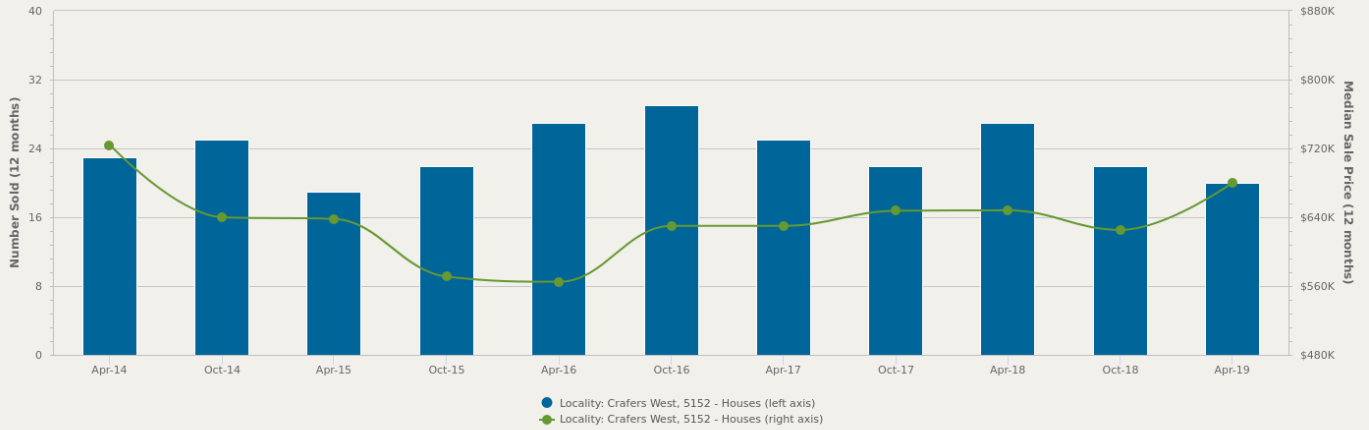
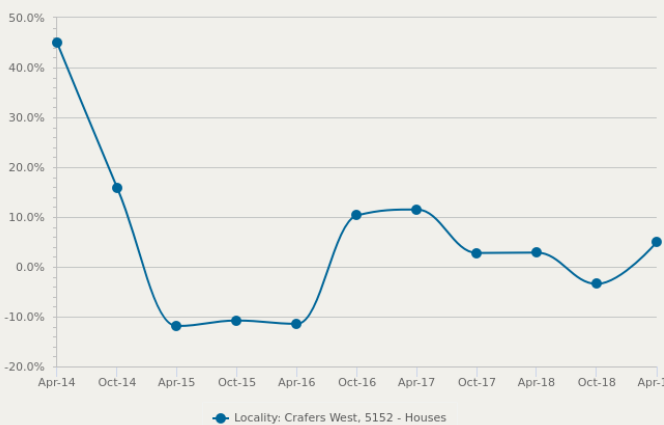
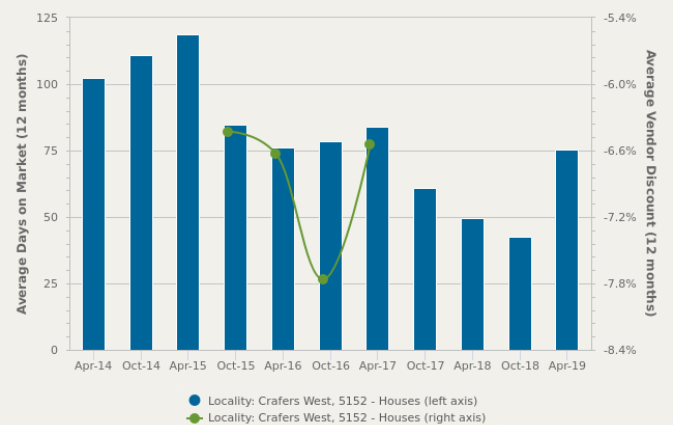
5

1

-

0

*Total number of unique properties listed for sale over the past 12 months.


HOUSES: FOR SALE
Number Sold vs. Median Sale Price

Change in Median Price

Average Days on Market vs. Average Vendor Discount

\$\$\$

Upper Quartile Price*

\$1,001,500

The 75th percentile sale price of sales over the past 12 months within the suburb.

\$\$

Median Price*

\$680,000

The middle sale price of all transactions recorded over the past 12 months within the suburb. Note that sale prices lower than \$10,000 and higher than \$80,000,000 are excluded from the analysis.

\$

Lower Quartile Price*

\$534,250

The 25th percentile sale price of sales over the past 12 months within the suburb.

*Statistics are calculated over a rolling 12 month period


HOUSES: MARKET ACTIVITY SNAPSHOT
ON THE MARKET
 **0**
 **2**
BEDROOMS
RECENTLY SOLD
 **0**

There are no 2 bedroom Houses on the market in this suburb


There are no recently sold 2 bedroom Houses in this suburb

 **2**
 **3**
BEDROOMS
 **13**

6 Heath Road Crafers West SA 5152

 Listed on 08 Aug 2019
[Contact Agent](#)
 **2**
 **3**
 **3,214m²**

47 Charlick Road Crafers West SA 5152


 Sold on 29 Jul 2019
\$974,747
 **4**
 **1**
 **3.90Ha**

79 Sheoak Road Crafers West SA 5152

 Listed on 30 Jul 2019
\$780,000
 **4**
 **2**
 **1,214m²**

17 Edward Avenue Crafers West SA 5152

 Sold on 29 Jul 2019
\$510,000
 **2**
 **2**
 **928m²**
 **0**
 **4**
BEDROOMS
 **5**

There are no 4 bedroom Houses on the market in this suburb


7 Hillcrest Avenue Crafers West SA 5152

 Sold on 24 Jul 2019
\$1,031,000
 **4**
 **2**
 **4.26Ha**

7 Heath Road Crafers West SA 5152

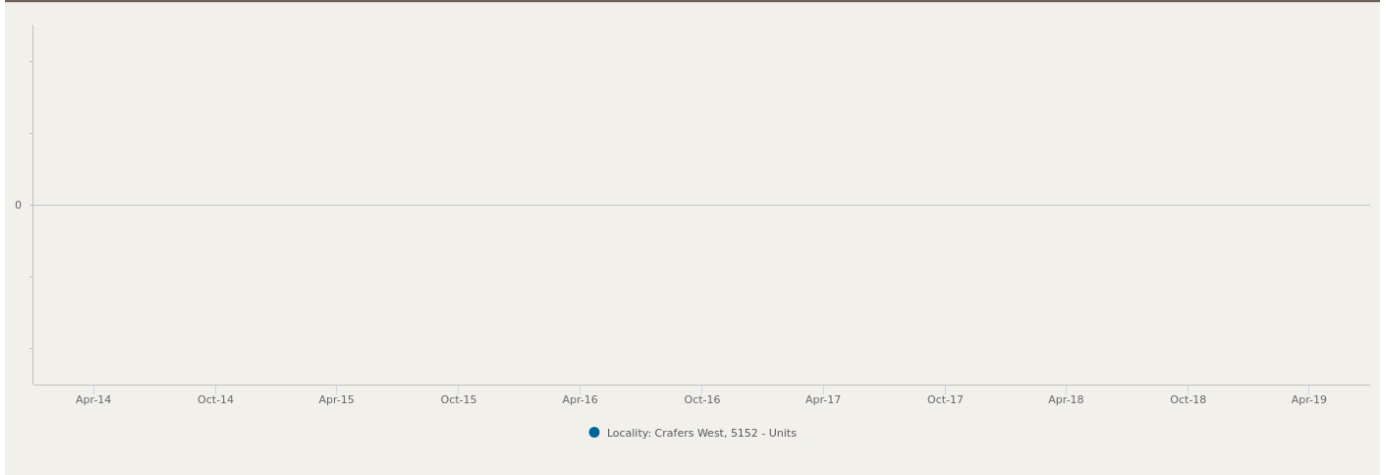
 Sold on 16 Jul 2019
 Not Disclosed

 **1**
 **2**
 **2.651m²**


= number of houses currently On the Market or Sold within the last 6 months

**UNITS: FOR SALE**

Number Sold vs. Median Sale Price




UNITS: MARKET ACTIVITY SNAPSHOT
ON THE MARKET
RECENTLY SOLD
 **0**
 **1**
BEDROOMS
 **0**

There are no 1 bedroom Units on the market in this suburb

There are no recently sold 1 bedroom Units in this suburb

 **0**
 **2**
BEDROOMS
 **0**

There are no 2 bedroom Units on the market in this suburb

There are no recently sold 2 bedroom Units in this suburb

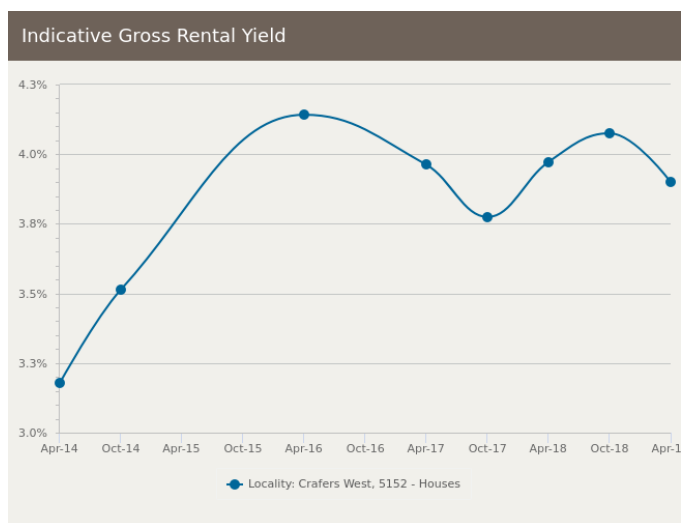
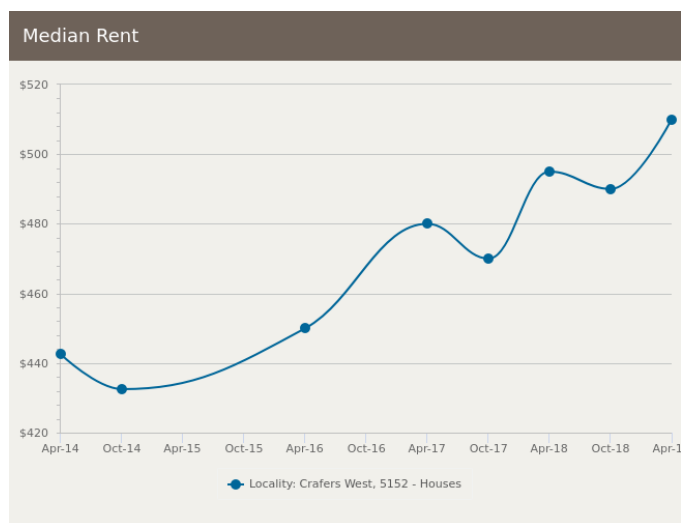
 **0**
 **3**
BEDROOMS
 **0**

There are no 3 bedroom Units on the market in this suburb

There are no recently sold 3 bedroom Units in this suburb





= number of units currently On the Market or Sold within the last 6 months


HOUSES: FOR RENT


HOUSES: RENTAL ACTIVITY SNAPSHOT
FOR RENT
 **1**
 **2**
BEDROOMS



17-17A Sedum Place Crafrers West SA 5152
 Listed on 17 Jul 2019
\$365/W

 **3**
 **1**
 **1,637m²**

 **0**
 **3**
BEDROOMS

There are no 3 bedroom Houses for rent in this suburb

 **0**
 **4**
BEDROOMS

There are no 4 bedroom Houses for rent in this suburb



= number of houses observed as On the Market for Rent within the last month



UNITS: RENTAL ACTIVITY SNAPSHOT

FOR RENT

 0 1
BEDROOMS

There are no 1 bedroom Units for rent in this suburb

 0 2
BEDROOMS

There are no 2 bedroom Units for rent in this suburb

 0 3
BEDROOMS

There are no 3 bedroom Units for rent in this suburb



= number of units observed as On the Market for Rent within the last month

▶ DISCLAIMER

CoreLogic Disclaimer

Whilst all reasonable effort is made to ensure the information in this publication is current, CoreLogic does not warrant the accuracy or completeness of the data and information contained in this publication and to the full extent not prohibited by law excludes all for any loss or damage arising in connection with the data and information contained in this publication.

The listing prices shown represent the first and last listing price CoreLogic recorded in the advertising campaign for the property. In some instances we may have derived the price from the advertisement text. Where we have been unable to derive the price from the advertisement text (for example "Auctions"), the discount calculations will be unavailable.

Census statistics are provided by the Australian Bureau of Statistics (ABS) available at <http://www.abs.gov.au/> under Creative Commons Attribution 2.5 (<http://creativecommons.org/licenses/by/2.5/au/legalcode>).

State Government Copyright Notice and Disclaimer

SA - © 2019 Copyright in this information belongs to the South Australian Government and the South Australian Government does not accept any responsibility for the accuracy or completeness of the information or its suitability for purpose.

Publisher

RP Data Pty Ltd trading as CoreLogic Asia Pacific
ABN 67 087 759 171
P: 1300 734 318
E: support@corelogic.com.au