

Suburb Profile Report



Wayville SA 5034

Prepared on: 09 August 2019

Prepared by: Christos Raptis

Phone: 0407 836 954

Email: christos@raptisrealestate.com.au

WAYVILLE



2.1km

Distance from GPO



1.8k

Population

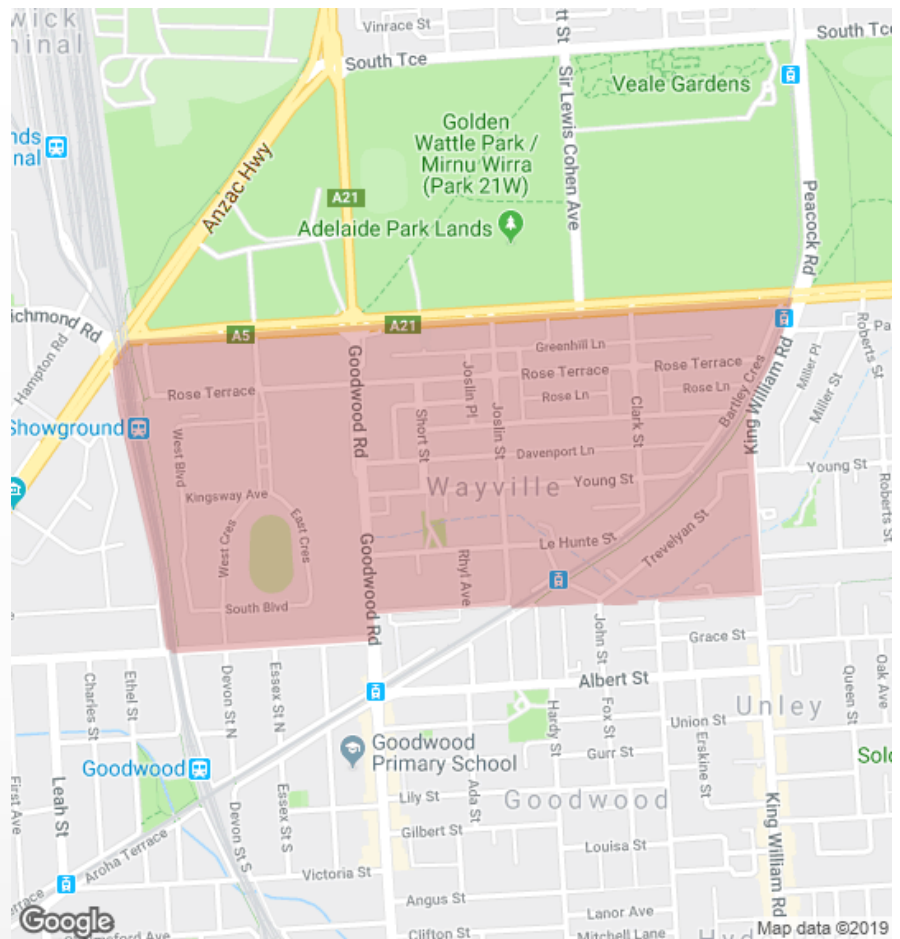
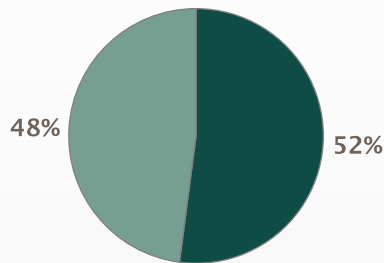
↑5.5%

5 year population change



12 years

Average length of ownership



The size of Wayville is approximately 1.1 square kilometres. It has 1 park covering nearly 0.4% of total area. The population of Wayville in 2011 was 1,734 people. By 2016 the population was 1,830 showing a population growth of 5.5% in the area during that time. The predominant age group in Wayville is 20-29 years. Households in Wayville are primarily childless couples and are likely to be repaying \$1800 - \$2399 per month on mortgage repayments. In general, people in Wayville work in a professional occupation. In 2011, 54.4% of the homes in Wayville were owner-occupied compared with 50.8% in 2016. Currently the median sales price of houses in the area is \$1,033,000.



Total dwellings



Total new listings*



Median Value



Total number currently listed



402

17

\$985,684

5



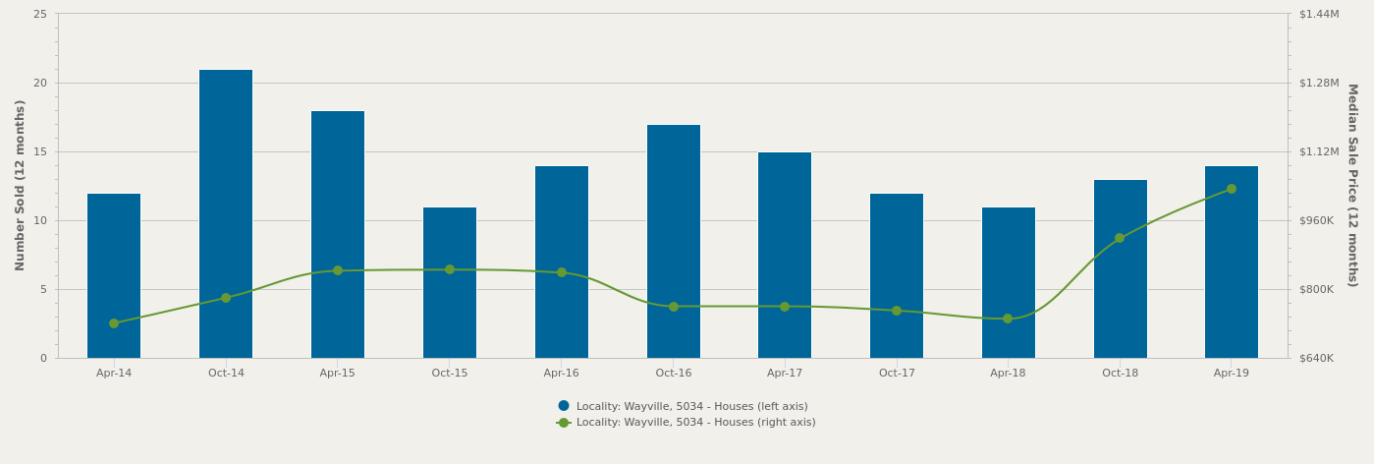
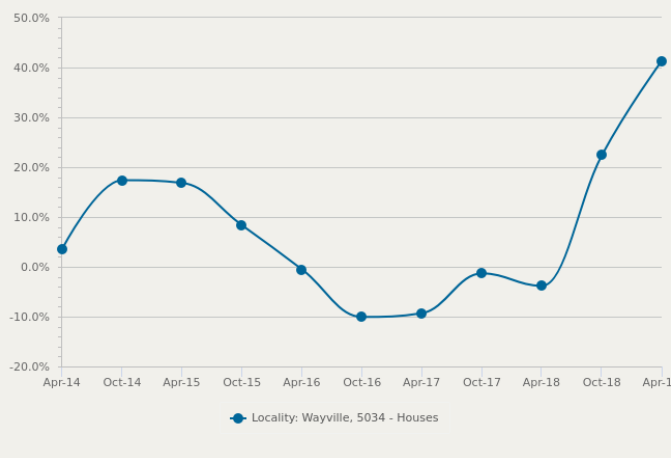
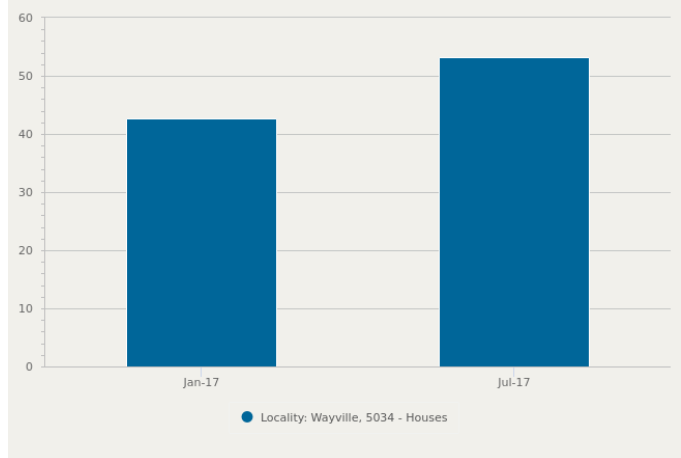
466

26

\$393,335

7

*Total number of unique properties listed for sale over the past 12 months.


HOUSES: FOR SALE
Number Sold vs. Median Sale Price

Change in Median Price

Average Days on Market vs. Average Vendor Discount

\$\$\$

Upper Quartile Price*

\$1,373,500

The 75th percentile sale price of sales over the past 12 months within the suburb.

\$\$

Median Price*

\$1,033,000

The middle sale price of all transactions recorded over the past 12 months within the suburb. Note that sale prices lower than \$10,000 and higher than \$80,000,000 are excluded from the analysis.

\$

Lower Quartile Price*

\$670,250

The 25th percentile sale price of sales over the past 12 months within the suburb.













**Statistics are calculated over a rolling 12 month period*


HOUSES: MARKET ACTIVITY SNAPSHOT
ON THE MARKET

1

2
BEDROOMS
RECENTLY SOLD

















2

| | |
|---|--|
|  <p>1/13 Davenport Terrace Wayville SA 5034</p> <p>Listed on 26 Jul 2019 \$310,000 - \$340,000</p> <p> 1  1  98m²</p> |  <p>2A Trevelyan Street Wayville SA 5034</p> <p>Sold on 23 May 2019 \$0</p> <p> 1  2  228m²</p>  <p>16 Joslin Street Wayville SA 5034</p> <p>Sold on 27 Mar 2019 \$550,000</p> <p> 1  1  276m²</p> |
|---|--|


3

3
BEDROOMS









4

| | |
|---|---|
|  <p>47 Le Hunte Street Wayville SA 5034</p> <p>Listed on 02 Aug 2019 Contact Agent</p> <p> 3  2  894m²</p>  <p>3 Rose Lane Wayville SA 5034</p> <p>Listed on 26 Jul 2019 Buyer range \$770,000 to \$847,000</p> <p> 2  2  211m²</p> |  <p>15 Rhyll Avenue Wayville SA 5034</p> <p>Sold on 17 Jul 2019 Not Disclosed</p> <p> 2  2  330m²</p>  <p>13 Short Street Wayville SA 5034</p> <p>Sold on 16 May 2019 \$940,000</p> <p> 2  2  557m²</p> |
|---|---|


1

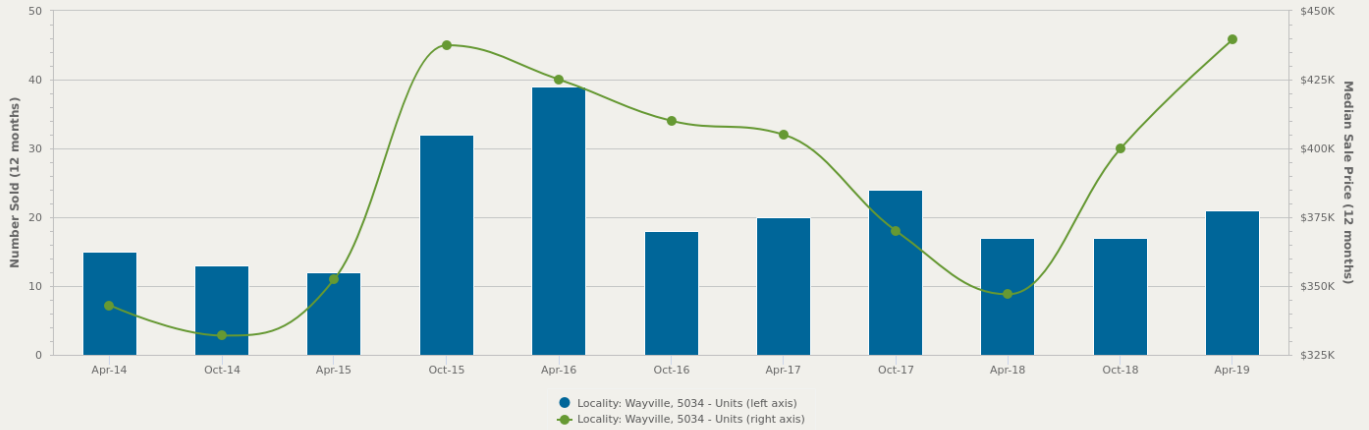
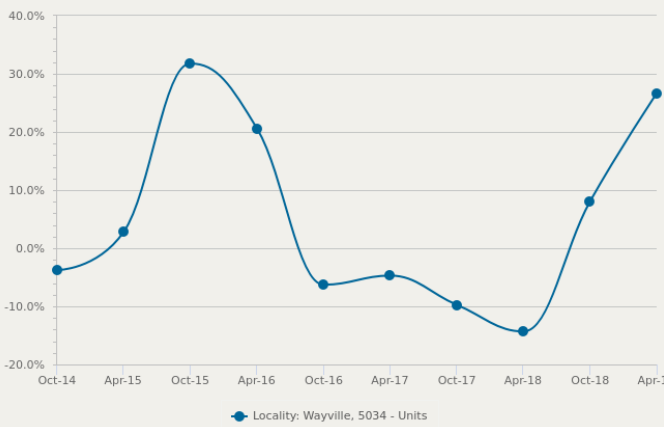
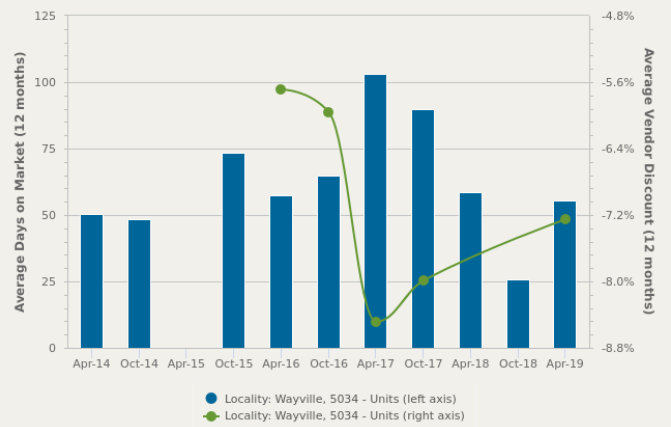
4
BEDROOMS

1

| | |
|--|---|
|  <p>80 Rose Terrace Wayville SA 5034</p> <p>Listed on 25 Jul 2019 New Executive Residence \$1.475M</p> <p> 3  3  420m²</p> |  <p>287 Young Street Wayville SA 5034</p> <p>Sold on 18 Mar 2019 \$0</p> <p> 5  1  929m²</p> |
|--|---|



= number of houses currently On the Market or Sold within the last 6 months


UNITS: FOR SALE
Number Sold vs. Median Sale Price

Change in Median Price

Average Days on Market vs. Average Vendor Discount

\$\$\$

Upper Quartile Price*

\$503,000

The 75th percentile sale price of sales over the past 12 months within the suburb.

\$\$

Median Price*

\$439,500

The middle sale price of all transactions recorded over the past 12 months within the suburb. Note that sale prices lower than \$10,000 and higher than \$80,000,000 are excluded from the analysis.

\$

Lower Quartile Price*

\$298,000

The 25th percentile sale price of sales over the past 12 months within the suburb.

**Statistics are calculated over a rolling 12 month period*


UNITS: MARKET ACTIVITY SNAPSHOT
ON THE MARKET
RECENTLY SOLD
 **0**
 **1**
BEDROOMS
 **0**

There are no 1 bedroom Units on the market in this suburb


There are no recently sold 1 bedroom Units in this suburb


 **5**
 **2**
BEDROOMS
 **8**

1/302 Young Street Wayville SA 5034

 Listed on 07 Aug 2019
\$299,000 to \$329,000

2/27 Trevelyan Street Wayville SA 5034

 Sold on 11 Jun 2019
\$281,000

100 Rose Terrace Wayville SA 5034

 Listed on 02 Aug 2019
CONTACT AGENT

1/277 Young Street Wayville SA 5034

 Sold on 30 May 2019
\$490,000

 **1**
 **3**
BEDROOMS
 **9**

15/100 Rose Terrace Wayville SA 5034

 Listed on 26 Jul 2019
\$564,950

5 Rose Lane Wayville SA 5034

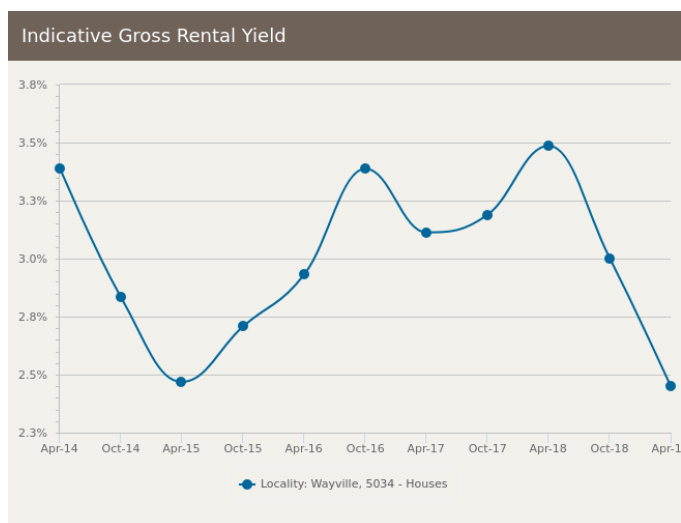
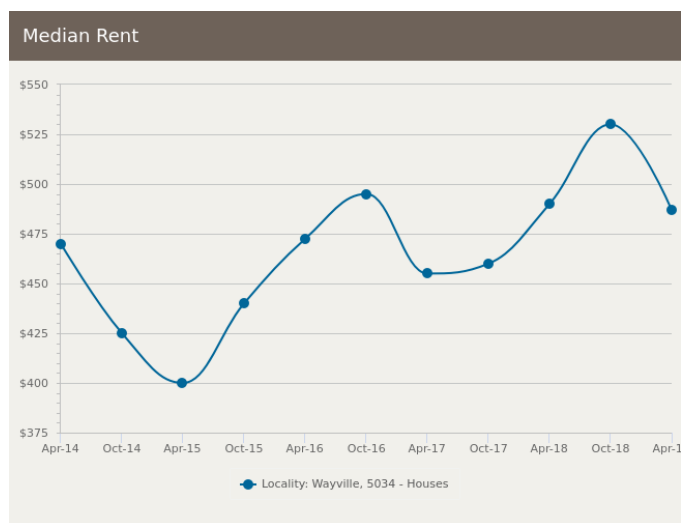
 Sold on 15 May 2019
\$779,000

16/100 Rose Terrace Wayville SA 5034

 Sold on 30 Apr 2019
\$465,000


= number of units currently On the Market or Sold within the last 6 months

HOUSES: FOR RENT



HOUSES: RENTAL ACTIVITY SNAPSHOT

FOR RENT

1

 2
BEDROOMS

34 Le Hunte Street Wayville SA 5034

Listed on 29 Jul 2019
\$475/W

1

1

413m²

1

 3
BEDROOMS

1 Le Hunte Street Wayville SA 5034

Listed on 01 Aug 2019
\$640/W

1

2

513m²

0

 4
BEDROOMS

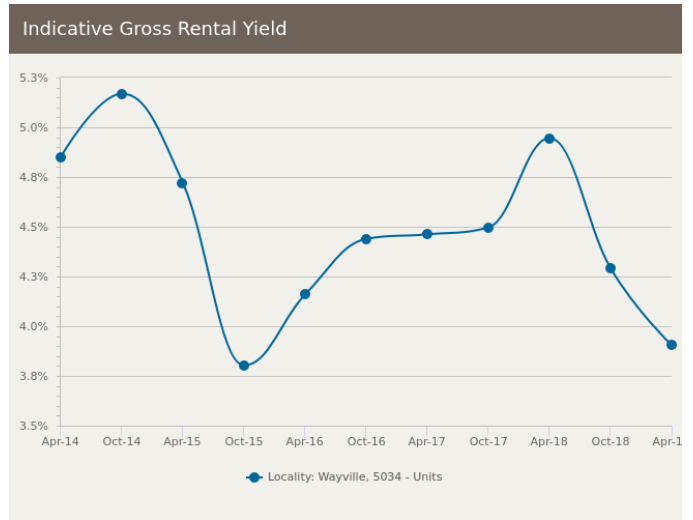
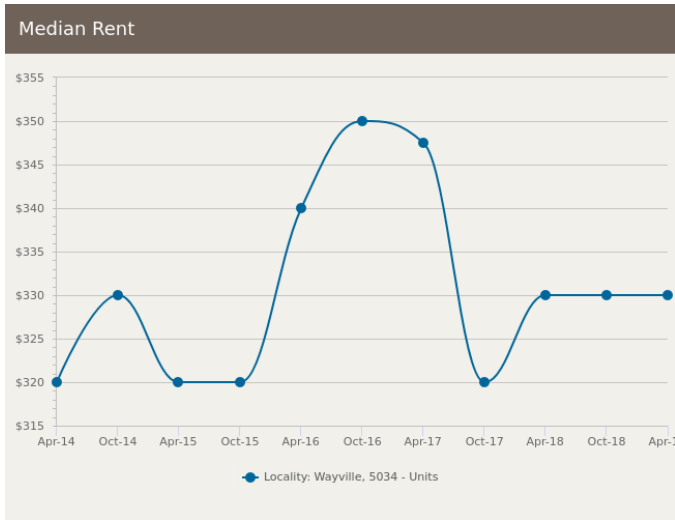
There are no 4 bedroom Houses for rent in this suburb



= number of houses observed as On the Market for Rent within the last month



UNITS: FOR RENT




UNITS: RENTAL ACTIVITY SNAPSHOT

FOR RENT

1

1
BEDROOMS



5/79 Greenhill Road Wayville SA 5034

Listed on 31 Jul 2019
\$265/W


1

1

66m²

7

2
BEDROOMS




10/36 Trevelyan Street Wayville SA 5034

Listed on 04 Aug 2019
\$395/W

1

1

70m²



8/40 Le Hunte Street Wayville SA 5034

Listed on 02 Aug 2019
\$250/W


1

1

15m²

5

3
BEDROOMS




11/311 Young Street Wayville SA 5034

Listed on 07 Aug 2019
\$400/W

1

1

14m²



1/27A Joslin Street Wayville SA 5034

Listed on 05 Aug 2019
\$410/W

2

1

108m²



= number of units observed as On the Market for Rent within the last month

▶ DISCLAIMER

CoreLogic Disclaimer

Whilst all reasonable effort is made to ensure the information in this publication is current, CoreLogic does not warrant the accuracy or completeness of the data and information contained in this publication and to the full extent not prohibited by law excludes all for any loss or damage arising in connection with the data and information contained in this publication.

The listing prices shown represent the first and last listing price CoreLogic recorded in the advertising campaign for the property. In some instances we may have derived the price from the advertisement text. Where we have been unable to derive the price from the advertisement text (for example "Auctions"), the discount calculations will be unavailable.

Census statistics are provided by the Australian Bureau of Statistics (ABS) available at <http://www.abs.gov.au/> under Creative Commons Attribution 2.5 (<http://creativecommons.org/licenses/by/2.5/au/legalcode>).

State Government Copyright Notice and Disclaimer

SA - © 2019 Copyright in this information belongs to the South Australian Government and the South Australian Government does not accept any responsibility for the accuracy or completeness of the information or its suitability for purpose.

Publisher

RP Data Pty Ltd trading as CoreLogic Asia Pacific
ABN 67 087 759 171
P: 1300 734 318
E: support@corelogic.com.au