

Suburb Profile Report



Netherby SA 5062

Prepared on: 09 August 2019

Prepared by: Christos Raptis

Phone: 0407 836 954

Email: christos@raptisrealestate.com.au



CoreLogic®

NETHERBY


5.7km

Distance from GPO


1.4k

Population

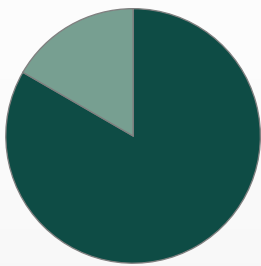
↑0.2%

5 year population change

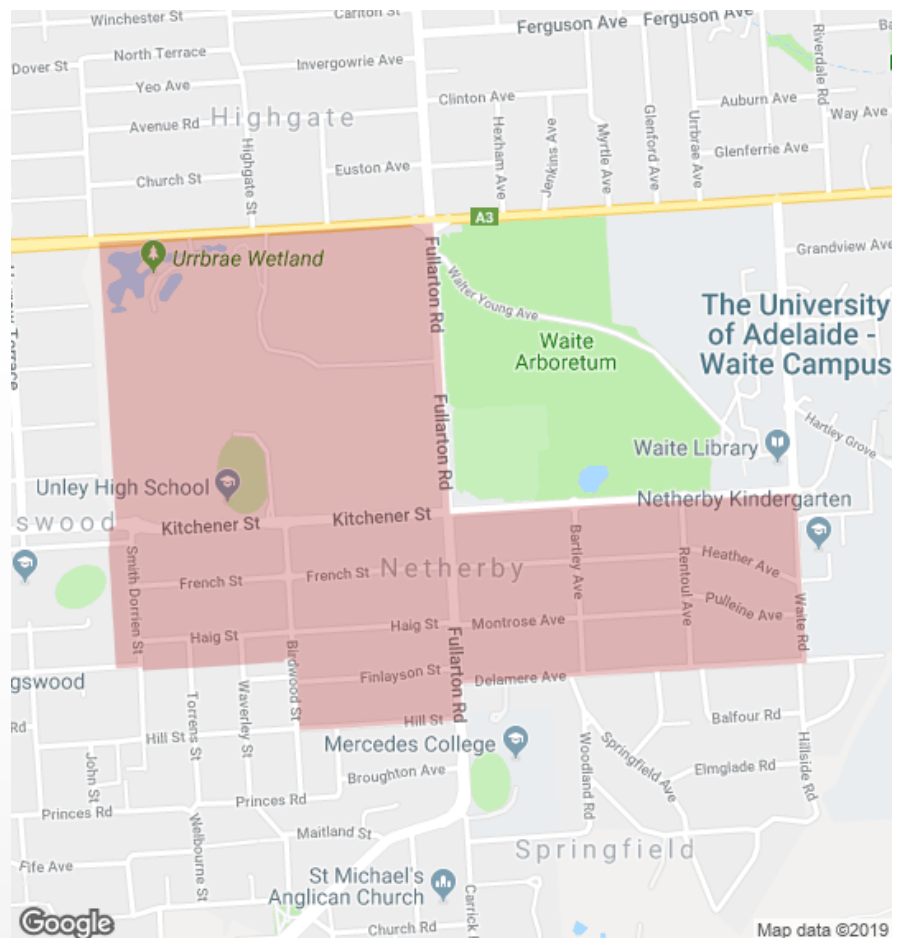

9 years

Average length of ownership

17%



83%

 Owner Occupiers
 Renters


The size of Netherby is approximately 1.2 square kilometres. The population of Netherby in 2011 was 1,416 people. By 2016 the population was 1,419 showing a population growth of 0.2% in the area during that time. The predominant age group in Netherby is 10-19 years. Households in Netherby are primarily couples with children and are likely to be repaying over \$4000 per month on mortgage repayments. In general, people in Netherby work in a professional occupation. In 2011, 83.4% of the homes in Netherby were owner-occupied compared with 81.3% in 2016. Currently the median sales price of houses in the area is \$975,000.



Total dwellings



Total new listings*



Median Value

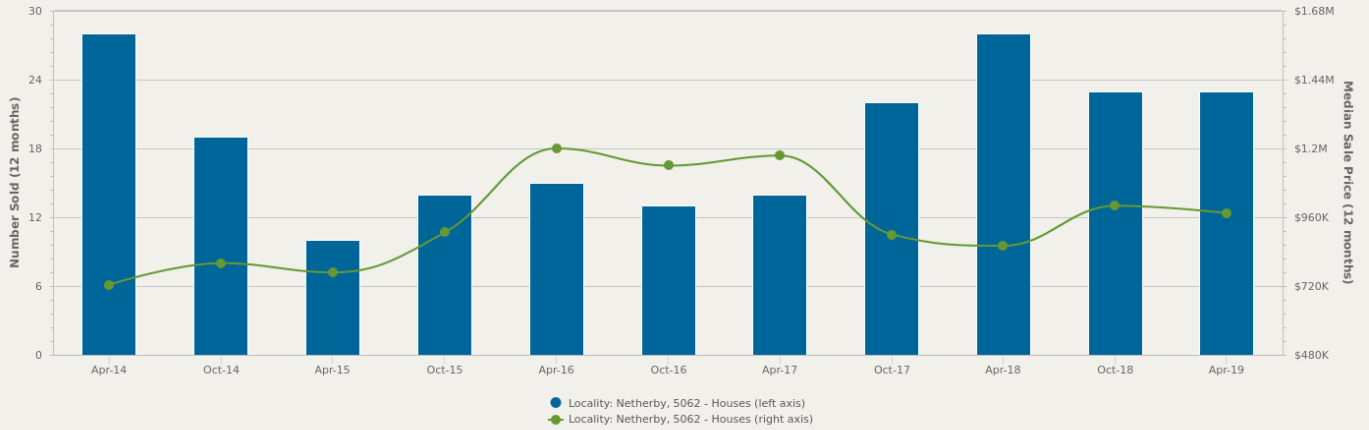
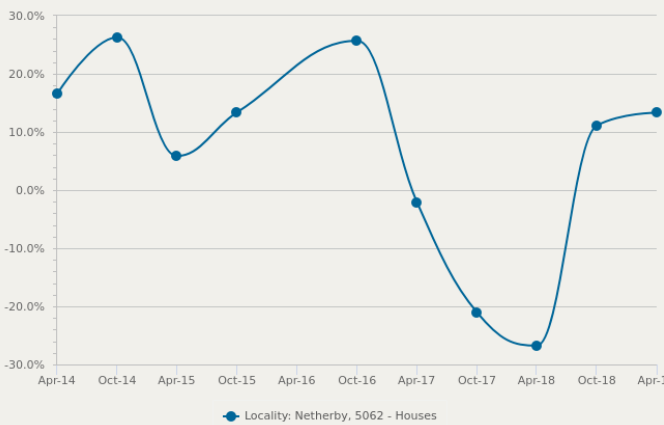
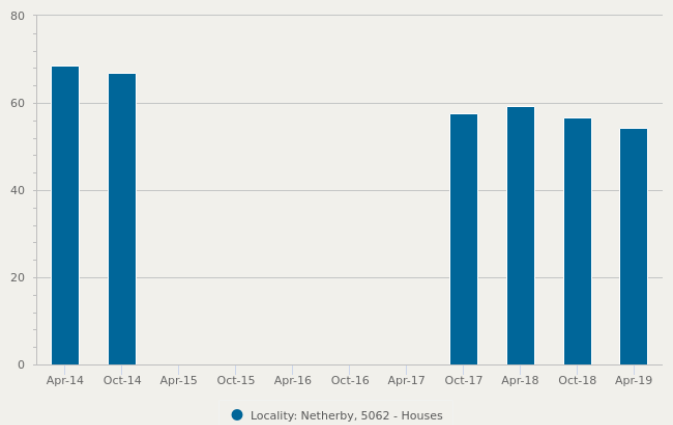


Total number currently listed


466
41
\$1,025,637
5

91
9
\$357,030
0

*Total number of unique properties listed for sale over the past 12 months.


HOUSES: FOR SALE
Number Sold vs. Median Sale Price

Change in Median Price

Average Days on Market vs. Average Vendor Discount

\$\$\$

Upper Quartile Price*

\$1,250,000

The 75th percentile sale price of sales over the past 12 months within the suburb.

\$\$

Median Price*

\$975,000

The middle sale price of all transactions recorded over the past 12 months within the suburb. Note that sale prices lower than \$10,000 and higher than \$80,000,000 are excluded from the analysis.

\$

Lower Quartile Price*

\$860,375

The 25th percentile sale price of sales over the past 12 months within the suburb.

*Statistics are calculated over a rolling 12 month period


HOUSES: MARKET ACTIVITY SNAPSHOT
ON THE MARKET
 **0**
 **2**
BEDROOMS
RECENTLY SOLD
 **0**

There are no 2 bedroom Houses on the market in this suburb


There are no recently sold 2 bedroom Houses in this suburb

 **2**
 **3**
BEDROOMS
 **3**

66 French Street Netherby SA 5062

 Listed on 02 Aug 2019
 \$650,000 - \$715,000

3B Haig Street Netherby SA 5062

 Sold on 28 May 2019
 \$715,000

2A Haig Street Netherby SA 5062

 Listed on 29 Jul 2019
 \$890k - \$930k

16 Pulleine Avenue Netherby SA 5062

 Sold on 17 May 2019
 \$1,200,000

 **1**
 **4**
BEDROOMS
 **11**

18 Smith-Dorrien Street Netherby SA 5062

 Listed on 26 Jul 2019
 \$1.22m - \$1.27m

18 Delamere Avenue Netherby SA 5062

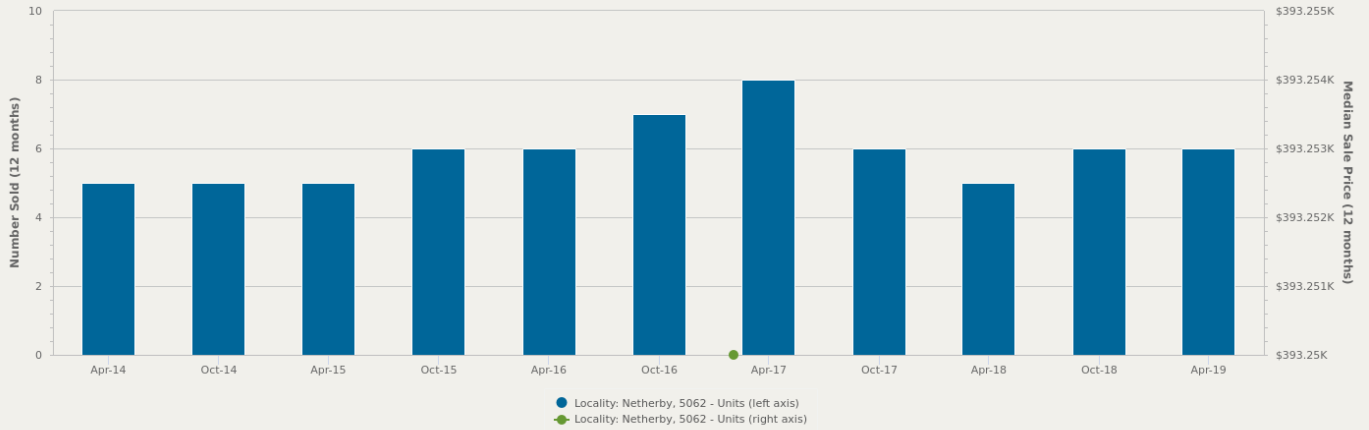
 Sold on 29 Jul 2019
 \$1,625,000*

30 Delamere Avenue Netherby SA 5062

 Sold on 18 Jul 2019
 \$1,220,000


= number of houses currently On the Market or Sold within the last 6 months

*Agent advised


UNITS: FOR SALE
Number Sold vs. Median Sale Price

\$\$\$

Upper Quartile Price*

\$419,500

The 75th percentile sale price of sales over the past 12 months within the suburb.

\$\$

Median Price*

\$393,250

The middle sale price of all transactions recorded over the past 12 months within the suburb. Note that sale prices lower than \$10,000 and higher than \$80,000,000 are excluded from the analysis.

\$

Lower Quartile Price*

\$346,250

The 25th percentile sale price of sales over the past 12 months within the suburb.

**Statistics are calculated over a rolling 12 month period*


UNITS: MARKET ACTIVITY SNAPSHOT
ON THE MARKET
RECENTLY SOLD
 **0**
 **1**
BEDROOMS
 **1**

There are no 1 bedroom Units on the market in this suburb



4/28 Kitchener Street
Netherby SA 5062

Sold on 18 Jun 2019
\$211,800


 **0**
 **2**
BEDROOMS
 **5**

There are no 2 bedroom Units on the market in this suburb



1/527 Fullarton Road
Netherby SA 5062

Sold on 29 Jul 2019
\$450,000*



7/28 Kitchener Street
Netherby SA 5062

Sold on 27 Jun 2019
\$340,000


 **0**
 **3**
BEDROOMS
 **0**

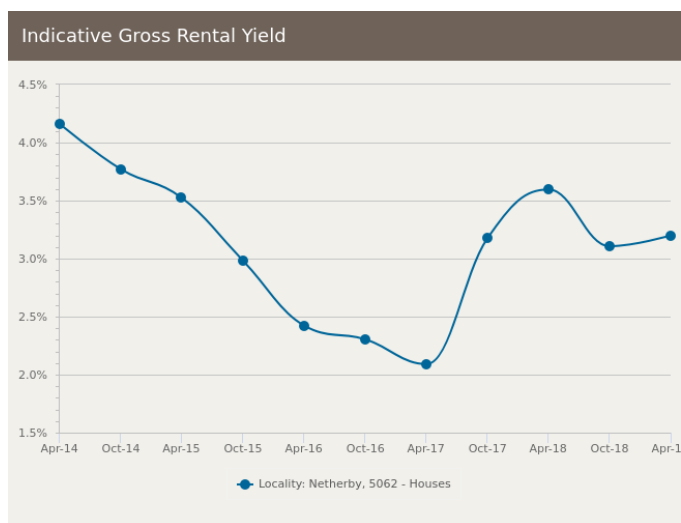
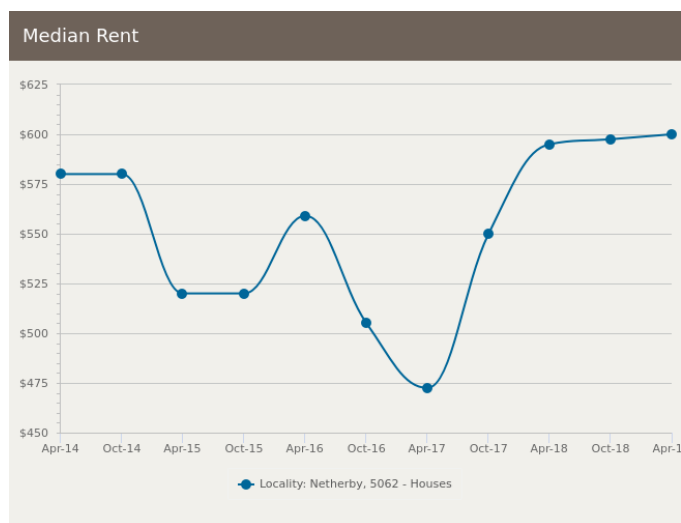
There are no 3 bedroom Units on the market in this suburb

There are no recently sold 3 bedroom Units in this suburb



= number of units currently On the Market or Sold within the last 6 months

*Agent advised


HOUSES: FOR RENT



HOUSES: RENTAL ACTIVITY SNAPSHOT
FOR RENT
 **0**
 **2**
BEDROOMS

There are no 2 bedroom Houses for rent in this suburb




 **0**
 **3**
BEDROOMS

There are no 3 bedroom Houses for rent in this suburb

 **1**
 **4**
BEDROOMS



12 Kitchener Street
Netherby SA 5062
 Listed on 05 Aug 2019
\$415/W

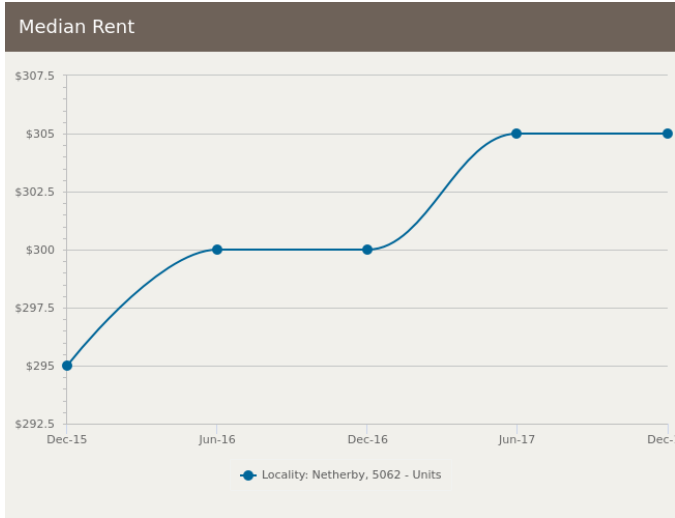
-  3
-  1
-  1,324m²



= number of houses observed as On the Market for Rent within the last month



UNITS: FOR RENT



UNITS: RENTAL ACTIVITY SNAPSHOT

FOR RENT

 0

 1
BEDROOMS

There are no 1 bedroom Units for rent in this suburb

 0

 2
BEDROOMS

There are no 2 bedroom Units for rent in this suburb

 0

 3
BEDROOMS

There are no 3 bedroom Units for rent in this suburb



= number of units observed as On the Market for Rent within the last month

► DISCLAIMER

CoreLogic Disclaimer

Whilst all reasonable effort is made to ensure the information in this publication is current, CoreLogic does not warrant the accuracy or completeness of the data and information contained in this publication and to the full extent not prohibited by law excludes all for any loss or damage arising in connection with the data and information contained in this publication.

The listing prices shown represent the first and last listing price CoreLogic recorded in the advertising campaign for the property. In some instances we may have derived the price from the advertisement text. Where we have been unable to derive the price from the advertisement text (for example "Auctions"), the discount calculations will be unavailable.

Census statistics are provided by the Australian Bureau of Statistics (ABS) available at <http://www.abs.gov.au/> under Creative Commons Attribution 2.5 (<http://creativecommons.org/licenses/by/2.5/au/legalcode>).

State Government Copyright Notice and Disclaimer

SA - © 2019 Copyright in this information belongs to the South Australian Government and the South Australian Government does not accept any responsibility for the accuracy or completeness of the information or its suitability for purpose.

Publisher

RP Data Pty Ltd trading as CoreLogic Asia Pacific
ABN 67 087 759 171
P: 1300 734 318
E: support@corelogic.com.au