

Suburb Profile Report



Bellevue Heights SA 5050

Prepared on: 09 August 2019

Prepared by: Christos Raptis

Phone: 0407 836 954

Email: christos@raptisrealestate.com.au



CoreLogic®

BELLEVUE HEIGHTS



11km

Distance from GPO



2.6k

Population

↑3.5%

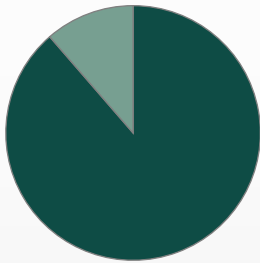
5 year population change



-

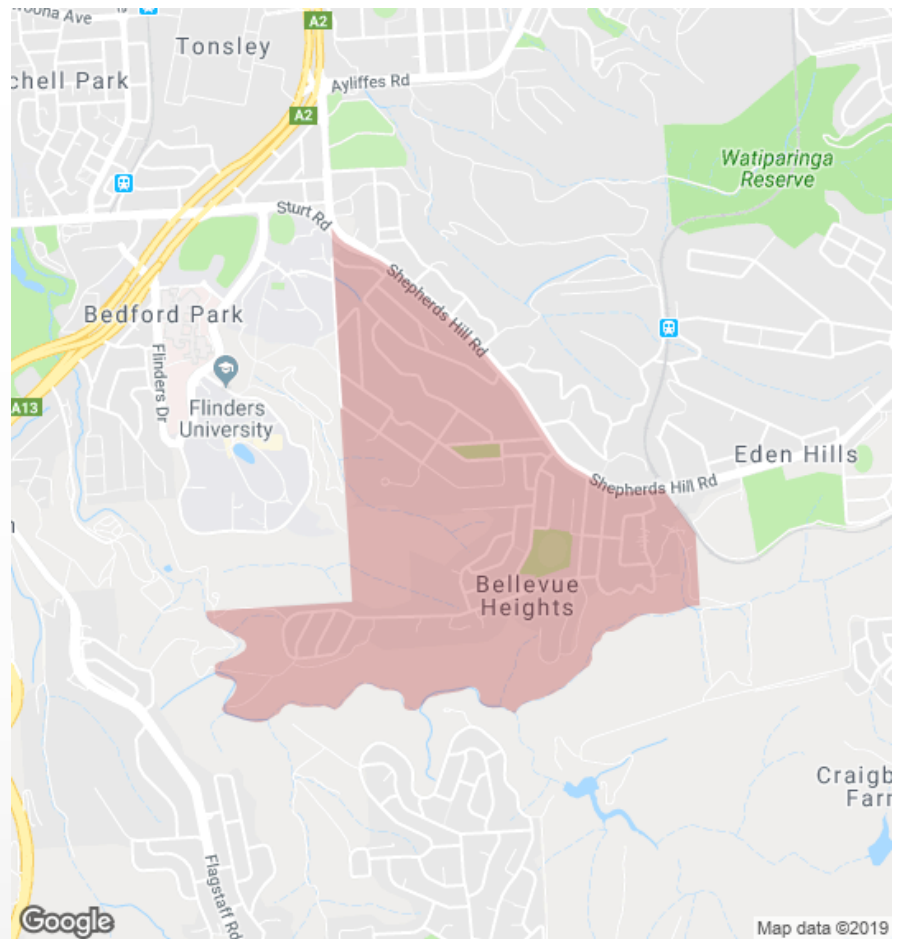
Average length of ownership

11%



89%

■ Owner Occupiers ■ Renters



The size of Bellevue Heights is approximately 2.5 square kilometres. It has 6 parks covering nearly 20.4% of total area. The population of Bellevue Heights in 2011 was 2,549 people. By 2016 the population was 2,637 showing a population growth of 3.5% in the area during that time. The predominant age group in Bellevue Heights is 60-69 years. Households in Bellevue Heights are primarily childless couples and are likely to be repaying \$1800 - \$2399 per month on mortgage repayments. In general, people in Bellevue Heights work in a professional occupation. In 2011, 82.1% of the homes in Bellevue Heights were owner-occupied compared with 79.4% in 2016. Currently the median sales price of houses in the area is \$535,000.



Total dwellings



Total new listings*



Median Value



Total number currently listed



902

38

\$560,432

6



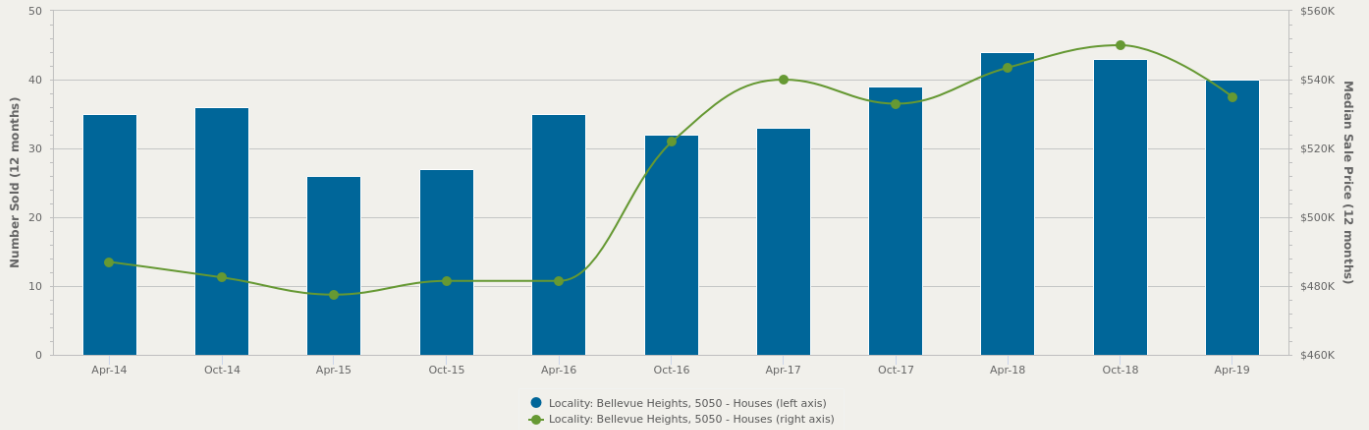
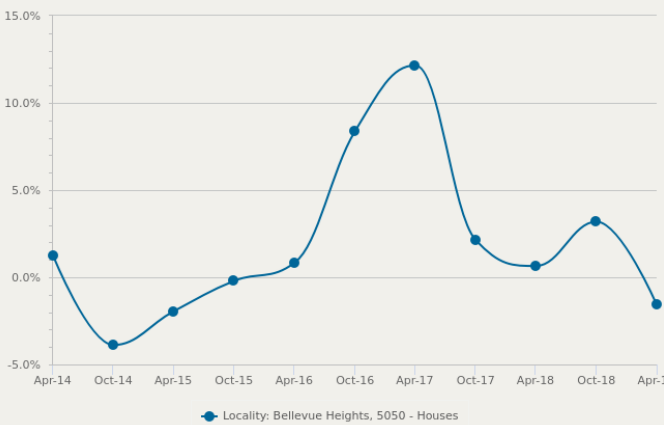
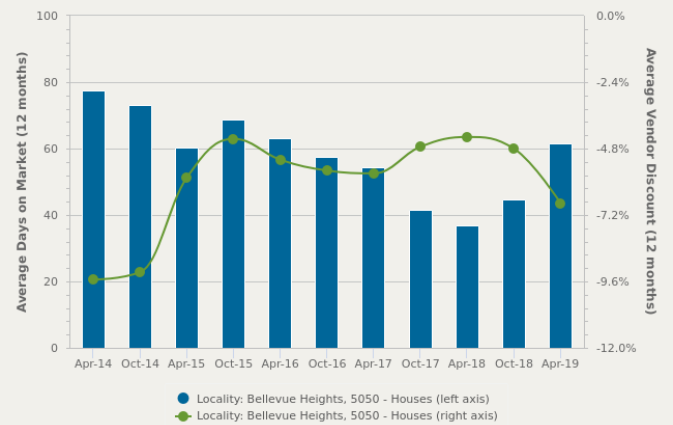
40

2

-

0

*Total number of unique properties listed for sale over the past 12 months.


HOUSES: FOR SALE
Number Sold vs. Median Sale Price

Change in Median Price

Average Days on Market vs. Average Vendor Discount

\$\$\$

Upper Quartile Price*

\$611,155

The 75th percentile sale price of sales over the past 12 months within the suburb.

\$\$

Median Price*

\$535,000

The middle sale price of all transactions recorded over the past 12 months within the suburb. Note that sale prices lower than \$10,000 and higher than \$80,000,000 are excluded from the analysis.

\$

Lower Quartile Price*

\$502,500


The 25th percentile sale price of sales over the past 12 months within the suburb.

**Statistics are calculated over a rolling 12 month period*


HOUSES: MARKET ACTIVITY SNAPSHOT
ON THE MARKET
 **0**
 **2**
BEDROOMS
RECENTLY SOLD
 **2**

There are no 2 bedroom Houses on the market in this suburb


11 Alpha Road Bellevue Heights SA 5050

 Sold on 19 Jul 2019
\$477,000
 **2**
 **1**
 **681m²**

174 Shepherds Hill Road Bellevue Heights SA 5050

 Sold on 11 Apr 2019
\$513,000
 **2**
 **1**
 **978m²**
 **4**
 **3**
BEDROOMS
 **12**


4 Alpha Road Bellevue Heights SA 5050

 Listed on 01 Aug 2019
\$465,000 - \$495,000
 **8**
 **2**
 **692m²**

6 Silverdale Crescent Bellevue Heights SA 5050

 Sold on 12 Jul 2019
Not Disclosed
 **2**
 **1**
 **680m²**

108 Shepherds Hill Road Bellevue Heights SA 5050


 Listed on 30 Jul 2019
\$750k - Best Offer by Thursday 15th August @ 5pm
 **2**
 **2**
 **962m²**

1 Deepdene Avenue Bellevue Heights SA 5050

 Sold on 05 Jul 2019
\$410,000
 **-**
 **1**
 **883m²**
 **2**
 **4**
BEDROOMS
 **7**

1 Bushland Drive Bellevue Heights SA 5050

 Listed on 22 Jul 2019
\$630,000 - \$690,000
 **2**
 **2**
 **953m²**

2 Yurilla Drive Bellevue Heights SA 5050

 Sold on 12 Jul 2019
\$601,000
 **2**
 **2**
 **1,079m²**

3 Bushland Drive Bellevue Heights SA 5050

 Listed on 22 Jul 2019
\$650,000 - \$710,000
 **2**
 **2**
 **1,110m²**

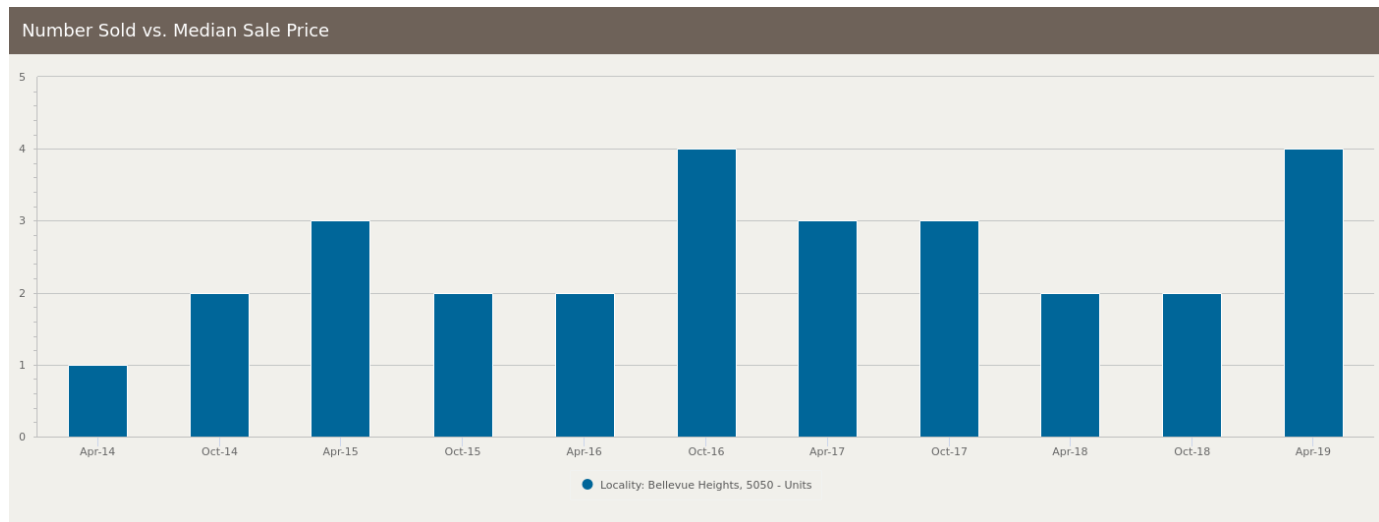
19 Ashmore Road Bellevue Heights SA 5050

 Sold on 20 Jun 2019
\$510,000
 **2**
 **1**
 **1,151m²**


= number of houses currently On the Market or Sold within the last 6 months



UNITS: FOR SALE




UNITS: MARKET ACTIVITY SNAPSHOT
ON THE MARKET
RECENTLY SOLD
 **0**
 **1**
BEDROOMS

 **0**

There are no 1 bedroom Units on the market in this suburb

There are no recently sold 1 bedroom Units in this suburb

 **0**
 **2**
BEDROOMS

 **4**

There are no 2 bedroom Units on the market in this suburb


3/36 Gothic Road Bellevue Heights SA 5050

 Sold on 11 Jul 2019
\$300,000

3/232B Shepherds Hill Road Bellevue Heights SA 5050

 Sold on 28 Mar 2019
\$245,000

 **0**
 **3**
BEDROOMS

 **0**

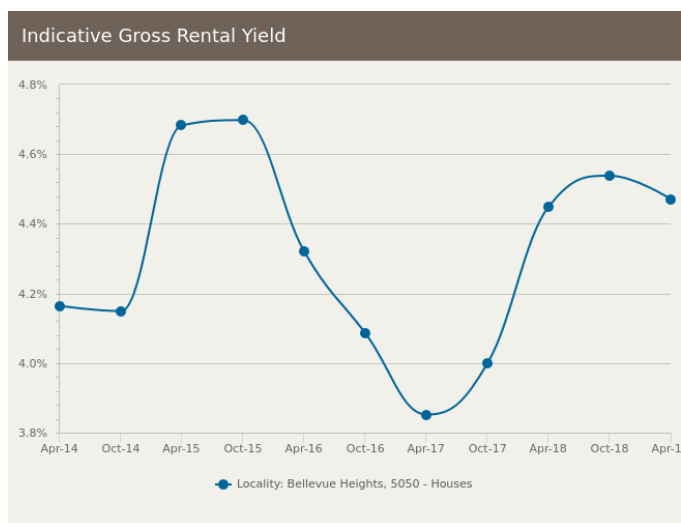
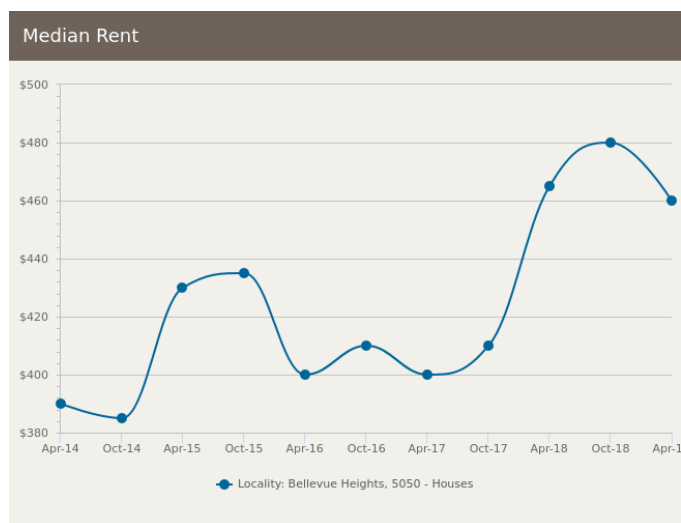
There are no 3 bedroom Units on the market in this suburb

There are no recently sold 3 bedroom Units in this suburb



= number of units currently On the Market or Sold within the last 6 months

HOUSES: FOR RENT



HOUSES: RENTAL ACTIVITY SNAPSHOT

FOR RENT


0

2
BEDROOMS

There are no 2 bedroom Houses for rent in this suburb

1

3
BEDROOMS



**51 Mountbatten Road
Bellevue Heights SA 5050**

Listed on 23 Jul 2019
\$345/W


3

2

463m²

6

4
BEDROOMS




**2 Yurilla Drive Bellevue
Heights SA 5050**

Listed on 07 Aug 2019
\$555/W

2

2

1,079m²



**1 Donnybrook Road
Bellevue Heights SA 5050**

Listed on 06 Aug 2019
\$510/W

2

3

1,024m²



= number of houses observed as On the Market for Rent within the last month



UNITS: RENTAL ACTIVITY SNAPSHOT

FOR RENT

 0

 1
BEDROOMS

There are no 1 bedroom Units for rent in this suburb

 0

 2
BEDROOMS

There are no 2 bedroom Units for rent in this suburb

 0

 3
BEDROOMS

There are no 3 bedroom Units for rent in this suburb



= number of units observed as On the Market for Rent within the last month

▶ DISCLAIMER

CoreLogic Disclaimer

Whilst all reasonable effort is made to ensure the information in this publication is current, CoreLogic does not warrant the accuracy or completeness of the data and information contained in this publication and to the full extent not prohibited by law excludes all for any loss or damage arising in connection with the data and information contained in this publication.

The listing prices shown represent the first and last listing price CoreLogic recorded in the advertising campaign for the property. In some instances we may have derived the price from the advertisement text. Where we have been unable to derive the price from the advertisement text (for example "Auctions"), the discount calculations will be unavailable.

Census statistics are provided by the Australian Bureau of Statistics (ABS) available at <http://www.abs.gov.au/> under Creative Commons Attribution 2.5 (<http://creativecommons.org/licenses/by/2.5/au/legalcode>).

State Government Copyright Notice and Disclaimer

SA - © 2019 Copyright in this information belongs to the South Australian Government and the South Australian Government does not accept any responsibility for the accuracy or completeness of the information or its suitability for purpose.

Publisher

RP Data Pty Ltd trading as CoreLogic Asia Pacific
ABN 67 087 759 171
P: 1300 734 318
E: support@corelogic.com.au